

Madison 2000

All City Swim Meet

Shorewood Hills Pool

Thursday July 27th through Saturday 29th

Final Results

[Team Standings, Efficiency, and High Point Winners](#)

[18 New All City Records!!](#)

[Full Results By Age Group](#)

Meet Photos

[From Thursday](#)

[From Friday](#)

[From Saturday](#)

[Site Photos](#)

Schedule of Events, Timeline, and Results

[Thursday - 11 & Up Prelims](#)

[Friday - 10 & Under Prelims](#)

[Saturday - Finals and All Relays](#)

Meet Information

[Pool Layout](#)

[Directions & Map](#)

[Parking](#)

[Meet Organizers](#)

[Meet Sponsors](#)

[Information for Coaches](#)

[Photos of the SW Team Wed AM](#)

[Why is there no spectator seating on the pier???](#)

2000 All-City Swim Meet

Hosted by: Shorewood Hills Pool
(25 yard pool)

July 27-29, 2000

Final Team Scores:

1. Ridgewood	2080	8 & U Girls Results	8 & U Boys Results
2. Middleton	1817.5		
3. Seminole	1603	9-10 Girls Results	9-10 Boys Results
4. Parkcrest	1420		
5. Shorewood	1268	11-12 Girls Results	11-12 Boys Results
6. Monona	1006.5		
7. Hill Farm	840.5	13-14 Girls Results	13-14 Boys Results
8. Cherokee	816.5		
9. High Point	746	15-18 Girls Results	15-18 Boys Results
10. West Side	629		
11. Maple Bluff	353		
12. Nakoma	76		

2000 All-City Swim Meet Final Results

Team Scores	Efficiency (Pts/# Swimmers)	High Point By Age Group
Ridgewood - 2080	Seminole - 11.87	Girls 8 & U - Cherokee
Middleton - 1817.5	Ridgewood - 10.56	Boys 8 & U - Middleton
Seminole - 1603	High Point -10.22	Girls 9-10 - Middleton
Parkcrest - 1420	Parkcrest- 9.47	Boys 9-10 - Ridgewood
Shorewood - 1268	Shorewood - 9.46	Girls 11-12 - Ridgewood
Monona - 1006.5	Middleton - 8.74	Boys 11-12 - Ridgewood
Hill Farm - 840.5	Cherokee - 8.08	Girls 13-14 -Parkcrest
Cherokee - 816.5	Hill Farm - 7.57	Boys 13-14 - Ridgewood
High Point - 746	Maple Bluff - 7.51	Girls 15-18 - Ridgewood
West Side - 629	West Side - 6.99	Boys 15-18 - Middleton
Maple Bluff - 353	Monona - 6.37	
Nakoma -76	Nakoma - 1.19	

**New Records Set At the 2000 All City Swim Meet
(25 yard pools)**

Event	Time	Record Holder
Boys 8&U 25 Back	17.17	Sam Niesen - Middleton
Boys 8&U 100 IM	1:22.67	Sam Niesen - Middleton
Girls 8&U 100 IM	1:32.88	Becca Soderholm - Maple Bluff
Girls 9-10 50 Back	33.55	Hannah Perlkin - Shorewood
Girls 9-10 50 Breast	36.31	Brooke Taylor - Monona
Girls 9-10 50 Fly	30.87	Abby Soderholm - Maple Bluff
Girls 11-12 50 Fly	27.42	Alison Grinde - Seminole
Girls 13-14 100 Breast	1:09.94	Renee Schlatter - Middleton
Girls 13-14 200 Medley Relay	1:56.95	Parkcrest - Schramka, Brown, Tweedale, Hubbard
Girls 13-14 200 Free Relay	1:45.05	Parkcrest - Tweedale, Perry, Hubbard, Schramka
Boys 13-14 100 IM	59.74	Matt Kammel - Ridgewood
Boys 13-14 100 Breast	1:05.54	Matt Kammel - Ridgewood
Boys 13-14 50 Fly	25.31	Kevin Mullee - Ridgewood
Women 15-18 100 Free	53.61	Lizzy DeWitt - Shorewood
Women 15-18 100 Back	59.41	Lizzy DeWitt - Shorewood
Women 15-18 200 IM	2:06.34	Jane Evans - Parkcrest
Women 15-18 100 Breast	1:05.85	Jane Evans - Parkcrest
Women 15-18 100 Fly	59.00	Sarah Hodulik - Shorewood
Men 15-18 200 Medley Relay	1:42.32	Middleton - Welton, Neish, Maxur, Richgels

All City League Championship

2000 Madison All City Swim Meet - 7/27/2000 to 7/29/2000
Results

Event 1 Girls 8 & Under 100 Yard Medley Relay

=====			
Team			Finals
=====			
All City-Y: *	1:14.52	1991	Shorewood
			K. Linstroth, S. Hodulik, J. McDonald, L. Davis
All City-M: !	1:19.67	1987	Monona
			K. Lapacek, I. Pederson, T. Clark, K. Preston
SW Pool-Y: #	1:14.52	1991	Shorewood
			K. Linstroth, S. Hodulik, J. McDonald, L. Davis
=====			
1	Cherokee Swim Team	'A'	1:19.14
2	Seminole Swim Team	'A'	1:19.52
3	Middleton	'A'	1:22.87
4	High Point	'A'	1:24.95
5	Ridgewood	'A'	1:25.83
6	Parkcrest	'A'	1:27.04
7	Maple Bluff Swim Team	'A'	1:27.42
8	Monona Swim/Dive Club	'A'	1:29.90
9	Seminole Swim Team	'B'	x1:30.79
10	Shorewood	'A'	1:31.99
11	Ridgewood	'B'	x1:33.18
12	West Side Swim Club	'A'	1:33.69
13	Hill Farm Swim Club	'B'	1:34.74
14	Parkcrest	'B'	x1:35.04
15	Ridgewood	'D'	x1:36.72
16	Middleton	'B'	x1:37.00
17	Nakoma	'A'	1:37.77
18	Maple Bluff Swim Team	'B'	x1:37.98
19	Middleton	'C'	x1:41.36
20	Monona Swim/Dive Club	'B'	x1:47.17
21	Cherokee Swim Team	'B'	x1:48.07
22	Ridgewood	'E'	x1:49.53
23	Hill Farm Swim Club	'C'	x1:53.50
24	West Side Swim Club	'B'	x1:56.57
25	Ridgewood	'F'	x1:59.19
26	Nakoma	'B'	x1:59.87
27	Parkcrest	'D'	x2:00.56
28	Monona Swim/Dive Club	'D'	x2:04.66
29	Middleton	'E'	x2:18.27
30	Monona Swim/Dive Club	'C'	x2:18.53
--	Shorewood	'B'	DQ
--	Hill Farm Swim Club	'F'	DQ
--	Middleton	'D'	DQ
--	Shorewood	'C'	DQ
--	High Point	'B'	DQ
--	Hill Farm Swim Club	'E'	DQ
--	Seminole Swim Team	'C'	DQ
--	Hill Farm Swim Club	'A'	DQ
--	Hill Farm Swim Club	'D'	DQ
--	Parkcrest	'F'	DQ
--	Parkcrest	'E'	DQ
--	Ridgewood	'C'	DQ
--	Monona Swim/Dive Club	'E'	DQ
--	Parkcrest	'C'	DQ

Event 11 Girls 8 & Under 25 Yard Freestyle

=====			
All City-Y: *	13.88	1985	Stephanie Morey - Maple Bluff
All City-M: !	15.37	1987	Kathy Preston - Monona
SW Pool-Y: #	14.70	1982	Katrina Kutzbach - Shorewood

Name	Age	Team	Prelims	Finals
=====				
A - Final				
1 Meitzen, Maggie	8	HP	16.03	15.51
2 Chesnik, Valerie	8	WS	16.31	15.97
3 Ryan, Holly	8	CK	16.03	16.07
4 O'Keefe, Madeleine	8	HF	16.22	16.09
5 Beckwith, Kayla	7	MI	16.28	16.31
6 Endres, Alissa	8	PC	16.45	16.40
7 Hegge, Alex	8	SE	16.78	16.77
8 Harden, Alisha	8	CK	16.74	17.05
B - Final				
9 Zehel, Julia	8	SW	16.98	16.97
10 VanHout, Aja	7	MB	17.84	17.43
11 Speer, MACKENZIE	8	HF	17.56	17.54
12 Parkin, Megan	7	MI	17.20	17.82
13 Schrank, Allie	8	WS	17.53	18.03
14 Richards, Kelsey	8	NK	17.55	18.15
15 Timmins, Caitlin	7	SE	17.80	18.65
16 Mazess, Marta	8	SW	17.82	18.77
Preliminaries				
17 Schmidt, Abby	8	PC	17.86	
18 Lindau, Kyia	8	HF	17.94	
19 Baltes, Katelyn	8	SE	17.95	
20 Woodward, Kimberly	8	RW	18.37	
21 Johnson, Dana	7	PC	18.44	
22 Hermann, Brittany	8	MB	18.45	
23 Ouellette, Amanda	8	HP	18.46	
24 Liautaud, Kelly	8	SE	18.52	
25 Bush, Katie J.	8	SE	18.53	
26 Plesha, Camille	8	HP	18.54	
27 Weber, Kimmee	8	MO	18.57	
28 Martine, Megan	8	MB	19.29	
29 Lucarelli, Katie	8	WS	19.33	
30 Huibregtse, Morgan	8	SE	19.39	
31 Gardner, Kerry	7	PC	19.47	
31 Soderholm, Chelsea	6	MB	19.47	
33 Jones, Grace	6	RW	19.70	
34 Wegert, Lydia	8	HF	19.82	
35 Flynn, Erin	8	MI	19.84	
36 Grumke, Mattea	7	MO	19.87	
37 Walsh, Molly	8	RW	19.94	
38 Hill, Emma	8	WS	19.97	
39 Rather, Hannah	7	HP	19.98	
40 Dittman, Claire	7	HP	20.08	
41 Torresani, Libby	7	HP	20.11	
42 Heller, Georgia	6	MI	20.28	
43 Bunz, Olivia	7	MI	20.34	
44 Abraham, Anne	7	RW	20.43	
45 Derlein, Melissa	7	MO	20.44	
45 Kitching, Shauna	8	RW	20.44	
47 Schmitz, Kelsey	7	RW	20.53	
48 Schaeffer, Taylor	7	WS	20.57	
49 Beckerleg, Anna	7	RW	20.70	
50 Welsch, Alexandra	8	RW	20.71	
51 Kammer, Erica	8	SW	20.72	
52 Burdick-Evenson, Alison	8	HF	20.85	
53 Ntambi, Margaret	7	HF	20.96	
54 Dosch, Natalie	7	PC	21.11	
55 Richter, Brooke	8	HF	21.30	
56 Chapiewsky, Laura	8	MO	21.31	
57 Wood, Katie	8	HP	21.33	
58 Larsen, Carrie	8	SE	21.34	
59 Bauer, Emily	8	NK	21.46	
60 Ohm, Amelia	8	SW	21.52	

61	Althaus, Catherine	8	HF	21.64
61	Guckenberger, Meg	8	HP	21.64
63	Knaebe, Katia	6	HF	21.71
63	Cain, Crystal	7	SW	21.71
65	Smith, Melissa	8	RW	21.75
66	Pointer, Claire	8	NK	21.99
67	Wallace, Lisa	8	SW	22.03
68	Schlimgen, Whitney	8	MO	22.11
69	Slinde, Stephanie	8	MO	22.20
70	Johnson, Elizabeth	8	PC	22.25
71	Carr, Hailey	8	HF	22.46
72	Dittman, Olivia	7	SE	22.50
73	Barden, Hannah	7	MO	22.52
74	Disch, Ellen	8	PC	22.73
75	Passini, Emi	8	MI	22.78
76	Anderson, Elise	8	SW	23.01
77	Endres, Deanna	6	PC	23.27
78	Taylor, Annelies	7	SW	23.41
79	Mohony, Jennifer	8	NK	23.47
80	Beld, Kelsey	7	RW	23.52
81	Cullen, Nora	8	HF	23.60
82	Hamers, Laurel	8	PC	23.65
83	Couser, Sarah	7	MI	23.70
84	Hanson, Megan	6	RW	23.87
85	Bastian, Eleana	8	NK	23.89
86	Stankiewicz, Katheryn	8	MI	24.12
87	Paker, Elizabeth	8	PC	24.27
88	Ramos, Julia	8	RW	24.46
89	Grant, Emily	8	MI	24.55
90	Elfman, Hannah	7	SE	24.63
91	Kuecker, Catherine	6	HP	24.68
92	Trautman, Alyssa	8	MI	24.74
93	Millin, Kelsey	7	MO	24.81
94	Richards, Devon	6	NK	24.88
95	Dodge, Carley	7	NK	25.01
96	Friske, Dana	6	HF	25.05
97	Killips, Janie	7	RW	25.06
98	Martin, Charlotte	8	SW	25.72
99	Harari, Leah	8	SW	25.73
100	Strebe, Amelia	7	MO	25.74
101	Hoerning, Elizabeth	6	HF	25.82
102	Amundson, Emily	8	SE	25.92
103	Houden, Jordan	7	MB	26.23
104	Cullen, Willa	6	HF	26.24
105	Springer, Alexandra	8	RW	26.29
106	Schwartz, Maddie	7	SW	26.46
107	Kirton, Kate	8	NK	26.58
108	Boutelle, Ally	6	PC	27.05
109	Farnsworth, Taylor	8	WS	27.06
110	Larimore, Kristine	8	HF	27.13
111	Ver Voort, Mariele	7	SE	27.22
112	Jens, Madeline	8	PC	27.35
113	Hawley, Jamey	7	MI	27.44
113	Lomasney, Ellie	7	MO	27.44
115	Paker, Meredith	6	PC	27.45
116	Meyer, Molly	7	HF	27.62
117	Haven, Jessie	6	MB	27.71
118	Ntambi, Norah	6	HF	27.72
119	Steinberger, Sophie	8	SW	28.15
120	Kubek, Allie	7	MI	28.21
121	Finger, Leigh	7	CK	28.31
122	McClurg, Shannon	7	PC	28.46
123	Doebly, Anna-Lisa	7	PC	29.17
124	Heller, Elizabeth	7	MI	29.20
125	Bauer, Gretchen	6	HF	29.21

126	Wanke, Julia	7	MO	29.33
127	Clear, Sierra	6	PC	29.55
128	Crosson, Amelia	7	PC	29.67
129	Ward, Molly	6	PC	29.76
130	McMahon, Eileen	7	PC	29.81
131	Endres, Alexandra	8	SE	30.19
132	Mundt, Ally	6	WS	31.35
133	Gingras, Haley	7	PC	31.93
134	Monday, Peri	6	NK	32.12
135	Linstrom, Sarah	6	SW	32.33
136	Decker, Mary Catherine	6	NK	33.94
137	Romanski, Tessa	7	MO	34.58
138	Graf, Abby	7	MO	35.00
139	Anderson, Erica	5	SW	35.28
140	D'Orazio, Anna	5	NK	35.50
141	Hartlaub, Erin	6	SE	35.64
142	Martin, Madison	4	CK	36.75
143	Brunsell, Kristin	5	MO	37.79
144	Barg, Susie	7	PC	39.10
145	Hughes, Madison	5	HF	41.35
146	Heller, Savannah	5	MI	41.72
147	Cornwell, Lily	7	PC	43.02
148	Pointer, Meredith	5	NK	46.65
149	Speer, Madison	5	HF	53.05

Event 21 Girls 8 & Under 25 Yard Backstroke

=====				
All City-Y:	*	17.06	1992	Jane Evans - Parkcrest
All City-M:	!	18.79	1993	Margaret Barry - Maple Bluff
SW Pool-Y:	#	18.17	1977	Andrea Domek - Ridgewood
Name	Age	Team	Prelims	Finals
=====				
A - Final				
1	Loch, Kendra	8 RW	20.41	19.86
2	Lindau, Kyia	8 HF	20.31	19.87
3	Harden, Alisha	8 CK	20.59	20.28
4	Hiveley, Caitlyn	8 CK	21.45	20.77
5	Martin, Ivy	6 CK	20.52	20.82
6	Powell, Jackie	8 HP	21.36	21.05
7	Stone, Kyra	7 PC	21.24	21.57
8	Flickinger, Claire	8 NK	21.29	22.15
B - Final				
9	Bush, Katie J.	8 SE	21.60	20.55
10	Hanson, Molly	8 RW	22.90	22.69
11	Heller, Elizabeth	7 MI	22.51	22.72
12	Speer, MACKENZIE	8 HF	22.33	22.98
13	Werner, Mary	8 HF	22.60	23.00
14	Otterson, Samantha	8 RW	22.12	23.05
15	Schultz, Sara	8 MO	22.73	23.20
16	Torresani, Libby	7 HP	22.82	25.94
Preliminaries				
17	Lucarelli, Katie	8 WS	22.95	
18	Huibregtse, Morgan	8 SE	23.00	
19	Klagos, Karly	8 PC	23.08	
20	Hill, Emma	8 WS	23.37	
21	Vaughan, Cristina	7 SW	23.46	
22	Beckerleg, Anna	7 RW	23.74	
23	Reich, Jordyn	8 SE	23.80	
24	Vanecek, Anya	8 MI	23.90	
25	Carlson, Jessica	7 RW	23.95	
26	Schrank, Allie	8 WS	24.01	
27	Larsen, Carrie	8 SE	24.19	
28	Jarzemsky, Grace	8 MI	24.24	
29	Sleeth, Anne	8 RW	24.34	

30	Rather, Hannah	7	HP	24.45
31	Richter, Brooke	8	HF	24.53
32	Chapiewsky, Laura	8	MO	24.73
33	Gardner, Kerry	7	PC	25.12
34	Schlimgen, Whitney	8	MO	25.16
35	Pyle, Madeline	7	MI	25.40
36	Robertson, Dana	7	RW	25.59
37	Grant, Emily	8	MI	25.67
38	Kitching, Shauna	8	RW	25.70
39	Bastian, Eleana	8	NK	25.73
40	Slinde, Stephanie	8	MO	25.74
41	Schwartz, Maddie	7	SW	25.82
42	Disch, Ellen	8	PC	25.87
43	Timmins, Caitlin	7	SE	25.93
43	Blatter, Jessica	8	SE	25.93
45	Beld, Kelsey	7	RW	25.99
46	Cain, Crystal	7	SW	26.20
47	Abraham, Anne	7	RW	26.25
48	Wood, Katie	8	HP	26.39
49	Amundson, Emily	8	SE	26.60
50	Berkvam, Maddie	7	WS	26.70
51	Friske, Dana	6	HF	26.82
51	Grumke, Mattea	7	MO	26.82
53	Bauer, Emily	8	NK	26.83
54	Kuecker, Catherine	6	HP	26.94
55	Spiewak, Christina	8	MI	26.95
56	Wilke, Natalie	8	CK	26.99
57	Greuel, Marie	8	MO	27.05
58	Harari, Leah	8	SW	27.25
59	Millin, Kelsey	7	MO	27.28
60	Ntambi, Margaret	7	HF	27.44
61	Buchanan, Krystal	7	MO	27.51
62	Hawley, Jamey	7	MI	27.65
63	Anderson, Elise	8	SW	27.71
64	Richards, Devon	6	NK	27.72
65	Couser, Sarah	7	MI	27.77
66	Toman, Anna	8	MB	27.78
67	Taylor, Annelies	7	SW	27.95
68	Oakley, Meredith	7	MI	28.10
69	Knaebe, Katia	6	HF	28.35
70	Cross, Olivia	8	PC	28.39
71	Barden, Hannah	7	MO	28.67
72	Paker, Elizabeth	8	PC	28.69
73	Dodge, Carley	7	NK	28.79
74	Zingg, Hannah	6	RW	28.80
75	Doebly, Anna-Lisa	7	PC	28.96
76	Martine, Megan	8	MB	29.03
77	Springer, Alexandra	8	RW	29.06
78	Romanski, Tessa	7	MO	29.28
79	Theissen, Chloe	7	RW	29.44
80	Endres, Deanna	6	PC	29.63
81	Kyle, Kelsey	8	CK	29.73
82	Hanson, Megan	6	RW	30.04
83	Endres, Alexandra	8	SE	30.32
84	Strebe, Amelia	7	MO	30.60
85	McClurg, Shannon	7	PC	30.87
86	Kirton, Kate	8	NK	30.99
87	Bauer, Gretchen	6	HF	31.22
88	Finger, Leigh	7	CK	31.27
89	Meurer, Cauley	7	RW	31.42
90	Larimore, Kristine	8	HF	31.45
91	Jens, Madeline	8	PC	31.92
92	McMahon, Eileen	7	PC	32.07
93	Cullen, Willa	6	HF	32.17
94	Wanke, Julia	7	MO	32.20

95 Kubek, Allie	7 MI	32.27
96 Haven, Jessie	6 MB	32.34
97 Boutelle, Ally	6 PC	32.50
98 Paker, Meredith	6 PC	32.93
99 Houden, Anna	6 MB	33.41
100 Hiveley, Kelsey	6 CK	33.54
101 Kammer, Erica	8 SW	34.55
102 Gingras, Haley	7 PC	34.74
103 Croxson, Amelia	7 PC	35.25
104 Hartlaub, Erin	6 SE	35.40
105 Barg, Susie	7 PC	36.37
106 Heller, Georgia	6 MI	36.90
107 Graf, Abby	7 MO	37.55
108 Monday, Peri	6 NK	38.27
109 Ward, Molly	6 PC	38.34
110 Steinberger, Sophie	8 SW	38.77
111 Linstrom, Sarah	6 SW	39.17
112 Brunsell, Kristin	5 MO	40.76
113 Ntambi, Norah	6 HF	42.22
114 Heller, Savannah	5 MI	48.61
-- Smith, Melissa	8 RW	DQ

Event 31 Girls 8 & Under 100 Yard Freestyle Relay

```

=====
All City-Y: * 1:06.35 1977      Ridgewood
                S. Gaard, J. Young, S. Weiss, A. Domek
All City-M: ! 1:11.31 1979      Parkcrest
                E. Clancy, J. Moran, A. Schmidt, A. Tercek
SW Pool-Y: # 1:06.35 1977      Ridgewood
                S. Gaard, J. Young, S. Weiss, A. Domek
=====
Team                                                    Finals
=====
1 Cherokee Swim Team 'A'                               1:08.98
2 Seminole Swim Team 'A'                               1:11.20
3 Middleton 'A'                                         1:11.49
4 High Point 'A'                                       1:11.96
5 Hill Farm Swim Club 'A'                              1:12.27
6 Parkcrest 'A'                                        1:12.87
7 Ridgewood 'A'                                        1:13.63
8 Shorewood 'A'                                        1:14.95
9 Maple Bluff Swim Team 'A'                            1:15.45
10 West Side Swim Club 'A'                             1:16.72
11 Seminole Swim Team 'B'                              x1:17.93
12 Monona Swim/Dive Club 'A'                          1:18.96
13 Ridgewood 'B'                                       x1:19.73
14 Middleton 'B'                                       x1:20.45
15 High Point 'B'                                       x1:21.46
16 Parkcrest 'B'                                       x1:21.98
17 Hill Farm Swim Club 'B'                             x1:22.67
18 Ridgewood 'C'                                       x1:23.39
19 Nakoma 'A'                                          1:23.49
20 Ridgewood 'D'                                       x1:24.26
21 Hill Farm Swim Club 'C'                             x1:25.75
22 Monona Swim/Dive Club 'B'                          x1:25.87
23 Seminole Swim Team 'C'                             x1:28.53
24 Middleton 'C'                                       x1:29.72
25 Maple Bluff Swim Team 'B'                          x1:30.41
26 Nakoma 'B'                                         x1:31.62
27 Parkcrest 'C'                                       x1:32.39
28 Middleton 'D'                                       x1:34.08
29 Ridgewood 'E'                                       x1:35.60
30 Shorewood 'B'                                       x1:36.71
31 Cherokee Swim Team 'B'                             x1:37.22
32 Hill Farm Swim Club 'D'                             x1:37.33
=====

```

33	Ridgewood	'F'	x1:37.34
34	West Side Swim Club	'B'	x1:37.37
35	Monona Swim/Dive Club	'C'	x1:43.25
36	Ridgewood	'G'	x1:44.56
37	Monona Swim/Dive Club	'D'	x1:48.56
38	Shorewood	'D'	x1:48.78
39	Parkcrest	'E'	x1:52.15
40	Shorewood	'C'	x1:52.38
41	Seminole Swim Team	'D'	x1:52.58
42	Monona Swim/Dive Club	'E'	x1:52.91
43	Hill Farm Swim Club	'E'	x1:55.41
44	Nakoma	'C'	x2:03.44
45	Parkcrest	'F'	x2:06.03
46	Hill Farm Swim Club	'F'	x2:10.03
47	Parkcrest	'D'	x2:11.23
48	Middleton	'E'	x2:16.28

Event 41 Girls 8 & Under 25 Yard Breaststroke

=====				
All City-Y:	*	19.39	1991	Sarah Hodulik - Shorewood
All City-M:	!	20.00	1999	Kayla Smith - Ridgewood
SW Pool-Y:	#	19.22	1987	Kathy Preston - Monona
Name	Age	Team	Prelims	Finals
=====				
A - Final				
1	O'Keefe, Madeleine	8 HF	21.14	20.22
2	Baltes, Katelyn	8 SE	20.98	20.93
2	Werner, Mary	8 HF	21.08	20.93
4	Zimbrick, Leisa	8 SE	21.49	21.37
5	Immerfall, Abby	8 HF	22.17	22.13
6	Taylor, Ali	8 MO	22.13	22.37
7	Parkin, Megan	7 MI	22.51	22.93
8	Gosselin, Elizabeth	8 RW	22.41	24.82
B - Final				
9	Smith, Kayce	5 RW	23.50	23.60
10	Soderholm, Becca	8 MB	22.61	23.61
11	Sleeth, Anne	8 RW	23.85	23.68
12	Hartlaub, Amy	8 SE	23.63	24.00
13	Taylor, Becca	8 RW	23.76	24.35
14	Hermann, Brittany	8 MB	23.82	24.37
15	Vanecek, Anya	8 MI	24.78	24.66
16	Ales, Libby	8 HF	24.33	24.96
Preliminaries				
17	Reich, Jordyn	8 SE	24.90	
18	Spiewak, Christina	8 MI	24.95	
19	Mazess, Marta	8 SW	25.49	
20	Flickinger, Claire	8 NK	25.94	
21	Pointer, Claire	8 NK	26.03	
22	Hamers, Laurel	8 PC	26.08	
23	Wegert, Lydia	8 HF	26.14	
24	Camillo, Alexa	8 NK	26.33	
25	Taylor, Kaitlyn	8 RW	26.45	
26	Guckenberger, Meg	8 HP	26.48	
27	Greuel, Marie	8 MO	26.57	
28	Douglas, Alex	7 MB	26.59	
29	Derr, Stephanie	6 CK	26.80	
30	Schmitz, Kelsey	7 RW	26.84	
31	O'Meara, Clare	8 MB	27.20	
32	Dittman, Olivia	7 SE	27.23	
33	Klagos, Karly	8 PC	27.41	
34	Weber, Kimmee	8 MO	27.96	
35	Soderholm, Chelsea	6 MB	29.20	
36	Farnsworth, Taylor	8 WS	29.22	
37	Theissen, Chloe	7 RW	29.56	
38	Kearney, Lauren	7 MO	29.81	

39 Blatter, Jessica	8 SE	29.88
40 Clear, Sierra	6 PC	30.02
41 Toman, Anna	8 MB	30.32
42 Wilke, Natalie	8 CK	30.33
43 Flynn, Erin	8 MI	30.57
44 Otterson, Samantha	8 RW	30.58
45 Buchanan, Krystal	7 MO	30.85
46 Ver Voort, Mariele	7 SE	31.11
47 Trautman, Alyssa	8 MI	31.17
48 Fillingame, Lisa	8 HF	31.66
49 Carlson, Jessica	7 RW	31.76
50 Stankiewicz, Katheryn	8 MI	31.91
51 Schaeffer, Taylor	7 WS	32.60
52 Berkvam, Maddie	7 WS	32.88
53 Cullen, Nora	8 HF	32.91
54 Meurer, Cauley	7 RW	33.26
55 Mundt, Ally	6 WS	33.31
56 Martin, Charlotte	8 SW	36.41
57 Hiveley, Kelsey	6 CK	38.27
58 Elfman, Hannah	7 SE	47.81
-- Vaughan, Cristina	7 SW	DQ
-- Wallace, Lisa	8 SW	DQ
-- Meyer, Molly	7 HF	DQ
-- Dosch, Natalie	7 PC	DQ
-- Dittman, Claire	7 HP	DQ
-- Lomasney, Ellie	7 MO	DQ
-- Powell, Jackie	8 HP	DQ
-- Cornwell, Lily	7 PC	DQ
-- Houden, Jordan	7 MB	DQ
-- Hughes, Madison	5 HF	DQ
-- Carr, Hailey	8 HF	DQ

Event 51 Girls 8 & Under 25 Yard Butterfly

=====				
All City-Y: *	15.39	1985	Stephanie Morey - Maple Bluff	
All City-M: !	17.31	1998	Brooke Taylor - Monona	
SW Pool-Y: #	16.33	1977	Andrea Domek - Ridgewood	
Name	Age	Team	Prelims	Finals
=====				
A - Final				
1 Hiveley, Caitlyn	8	CK	17.67	17.37
2 Meitzen, Maggie	8	HP	18.49	17.87
3 Hegge, Alex	8	SE	18.56	18.63
4 Horner, Talia	7	MI	19.02	19.23
5 Endres, Alissa	8	PC	18.94	19.82
6 Svetnicka, Anna	8	PC	19.94	20.08
7 O'Meara, Clare	8	MB	20.95	21.19
8 Taylor, Ali	8	MO	20.38	21.61
B - Final				
9 Immerfall, Abby	8	HF	21.27	20.01
10 Woodward, Kimberly	8	RW	21.51	21.72
11 Derr, Stephanie	6	CK	23.11	22.68
12 Liautaud, Kelly	8	SE	22.40	22.98
13 Pryde, Emma	8	MO	24.40	23.57
14 Johnson, Dana	7	PC	23.07	23.71
15 Gosselin, Elizabeth	8	RW	23.23	25.28
16 Richards, Kelsey	8	NK	24.50	25.62
Preliminaries				
17 Ouellette, Amanda	8	HP	24.84	
18 Welsch, Alexandra	8	RW	25.27	
19 Tokach, Sydney	7	MI	26.07	
20 Douglas, Alex	7	MB	26.13	
21 Kyle, Kelsey	8	CK	26.35	
22 Jarzemsky, Grace	8	MI	27.02	

23	Burdick-Evenson, Alison	8	HF	27.37
24	Pyle, Madeline	7	MI	27.50
25	Garcia, Sierra	6	RW	27.74
26	Curran, Carolyn	6	WS	27.79
27	Robertson, Dana	7	RW	28.04
28	Bunz, Olivia	7	MI	28.10
29	Taylor, Becca	8	RW	28.12
30	Ohm, Amelia	8	SW	28.37
31	Jones, Grace	6	RW	28.58
32	Ramos, Julia	8	RW	31.19
33	Killips, Janie	7	RW	31.26
34	Fillingame, Lisa	8	HF	31.28
35	Zingg, Hannah	6	RW	32.95
36	Oakley, Meredith	7	MI	34.97
--	Anderson, Erica	5	SW	DQ
--	Derlein, Melissa	7	MO	DQ
--	Kearney, Lauren	7	MO	DQ
--	Johnson, Elizabeth	8	PC	DQ
--	Walsh, Molly	8	RW	DQ

Event 61 Girls 8 & Under 100 Yard IM

=====				
All City-Y: *	1:32.88	7/29/2000	Becca Soderholm - Maple Bluff	
All City-M: !	1:26.33	1999	Beth Schramka - Parkcrest	
SW Pool-Y: #	1:31.07	1997	Brooke Taylor - Monona	
Name	Age	Team	Prelims	Finals
=====				
A - Final				
1	Soderholm, Becca	8 MB	1:36.02	1:32.88*
2	Loch, Kendra	8 RW	1:34.62	1:33.10
3	Zimbrick, Leisa	8 SE	1:36.76	1:36.90
4	Ryan, Holly	8 CK	1:39.65	1:38.19
5	Beckwith, Kayla	7 MI	1:38.91	1:39.31
6	Chesnik, Valerie	8 WS	1:38.83	1:41.45
7	Horner, Talia	7 MI	1:44.17	1:41.92
8	Zehel, Julia	8 SW	1:41.68	1:42.60
B - Final				
9	Martin, Ivy	6 CK	1:47.27	1:44.53
10	Stone, Kyra	7 PC	1:47.27	1:48.03
11	Schmidt, Abby	8 PC	1:45.81	1:48.77
12	Pryde, Emma	8 MO	1:44.30	1:49.75
13	Hartlaub, Amy	8 SE	1:51.50	1:50.32
14	Hanson, Molly	8 RW	1:49.99	1:51.61
15	Smith, Kayce	5 RW	1:49.40	1:51.67
16	Svetnicka, Anna	8 PC	1:53.67	2:03.05
Preliminaries				
17	Plesha, Camille	8 HP	1:54.50	
18	Schultz, Sara	8 MO	1:56.54	
19	Garcia, Sierra	6 RW	1:57.20	
20	Ales, Libby	8 HF	1:57.60	
21	Tokach, Sydney	7 MI	2:01.03	
--	VanHout, Aja	7 MB	DQ	
--	Mohony, Jennifer	8 NK	DQ	
--	Camillo, Alexa	8 NK	DQ	
--	Curran, Carolyn	6 WS	DQ	
--	Taylor, Kaitlyn	8 RW	DQ	

All City League Championship

2000 Madison All City Swim Meet - 7/27/2000 to 7/29/2000
Results

Event 2 Boys 8 & Under 100 Yard Medley Relay

```

=====
All City-Y: * 1:14.23 1977 Nakoma/Monona
                Nakoma (1977), Monona (1991)
All City-M: ! 1:21.37 1980 Monona
                B. Fischer, A. Anding, T. Hrenak, C. Pecorin
SW Pool-Y: # 1:14.23 Nakoma - 1977
                Monona 1991
=====
Team                                                    Finals
=====
1 Middleton 'A'                                         1:17.03
2 Ridgewood 'A'                                         1:17.58
3 Seminole Swim Team 'A'                               1:20.79
4 Shorewood 'A'                                         1:25.72
5 Cherokee Swim Team 'A'                               1:27.10
6 High Point 'A'                                        1:27.38
7 Hill Farm Swim Club 'A'                              1:28.84
8 West Side Swim Club 'A'                              1:33.43
9 Ridgewood 'B'                                        x1:34.22
10 High Point 'B'                                       x1:37.87
11 Shorewood 'B'                                       x1:40.76
12 Monona Swim/Dive Club 'A'                            1:43.45
13 Hill Farm Swim Club 'B'                              x1:43.90
14 Parkcrest 'B'                                        1:49.33
15 Middleton 'C'                                       x1:51.17
16 West Side Swim Club 'B'                              x1:53.64
17 Middleton 'E'                                       x2:01.81
18 Shorewood 'C'                                       x2:21.69
-- Middleton 'D'                                         DQ
-- Maple Bluff Swim Team 'A'                            DQ
-- Cherokee Swim Team 'B'                               DQ
-- Seminole Swim Team 'B'                              DQ
-- Parkcrest 'C'                                        DQ
-- Parkcrest 'D'                                        DQ
-- Nakoma 'A'                                           DQ
-- Parkcrest 'A'                                        DQ
-- Hill Farm Swim Club 'C'                              DQ
-- Middleton 'B'                                        DQ
-- Monona Swim/Dive Club 'B'                            DQ
-- Ridgewood 'C'                                        DQ
=====

```

Event 12 Boys 8 & Under 25 Yard Freestyle

```

=====
All City-Y: * 14.26 1996 Derek Murphy - Ridgewood
All City-M: ! 15.65 1982 Matthew Matteson - Monona
SW Pool-Y: # 15.01 1976 T. Senn (SW), M.Downey
=====
Name                Age Team                Prelims    Finals
=====
A - Final
1 Toomey, Derek      8 SE                15.31      15.32
2 Carlson, Adam      8 MI                16.05      15.88
3 Galle, Luke        8 RW                16.03      16.05
4 McQuestion, Diego  8 SW                16.49      16.11
5 Gabourie, Alex     8 SE                15.93      16.32
6 Hulick, Collin     7 RW                17.08      16.94
7 Schutte, Nick      8 MI                17.17      17.01
8 Friske, Johnny     8 CK                17.05      17.99
B - Final
9 Reibau, Sam        8 HP                17.32      16.90
10 Bauch, Ben        8 SW                17.71      17.14
=====

```

11	Fruhling, Eric	8	WS	17.33	17.25
12	Beckerleg, Adam	8	RW	17.74	17.81
13	Stephens, Chase	8	HF	18.16	18.28
14	Wildes, Alex	8	MI	18.30	18.52
15	Daniels, Sam	8	HP	18.37	18.57
16	Goff, Beau	7	MO	18.24	19.15
Preliminaries					
17	Anderson, Evan	8	PC	18.39	
18	Kubicek, Tyler	8	CK	18.44	
19	Wells, Spencer	7	SE	18.50	
20	Grosshans, Connor	8	PC	18.53	
21	Chamberlain, Miles	7	WS	18.69	
22	Stanisch, David	8	MI	18.70	
23	Lickel, Aaron	7	MO	18.80	
24	Abderholden, Alex	8	HF	19.12	
25	Martin, John	8	CK	19.31	
26	Ellstrom-Calder, Ian	8	SW	19.34	
27	Zimmerman, Christopher	7	MO	19.35	
28	Lippitt, Luke	8	HF	19.49	
29	Winichakul, Pun	8	HF	19.52	
30	Schutte, Mitchel	6	MI	19.54	
30	Aksenov, Misha	7	HP	19.54	
32	Meicher, Danny	8	WS	19.68	
33	Pittman, Brendan	8	MO	19.78	
34	Kramer, Mikey	8	SW	20.24	
35	Foy, Morgan	8	WS	20.26	
36	Lezra, Nat	8	SW	20.37	
37	Mott, Andrew	7	MI	20.44	
38	Anderson, Ben	6	PC	20.58	
38	Schmidt, Kevin	6	PC	20.58	
40	Schultz, Nicholas	8	CK	20.62	
41	Hursh, Leo	8	HF	20.65	
42	Walsh-Felz, Teague	7	HP	20.82	
43	Morgen, Samuel	8	PC	20.89	
44	Stone, Dylan	7	HP	20.90	
45	Snodgrass, Joe	7	SE	20.94	
46	Alderson, Reid	7	WS	21.36	
47	Antonuk, John	7	PC	21.39	
48	Selbach, Kody	6	WS	21.58	
49	Searson, David	7	MI	21.60	
50	Bernhardt, Alex	8	NK	22.00	
51	Balkin, Byron	7	HP	22.16	
52	Dybevik, Joey	6	RW	22.20	
53	Woodward, Max	8	MI	22.30	
54	Asnien, Billy	7	WS	22.38	
55	Brummel, Ben	8	MI	22.39	
56	Grumke, Merrick	8	MO	22.47	
57	Allen, Nick	8	PC	22.63	
58	Zimmerman, Andrew	8	MI	22.90	
59	Knoche, Sterling	6	HF	22.96	
59	Hutzler, Aaron	7	MI	22.96	
61	Meier, Kevin	8	HP	22.99	
62	Barczi, Stephen	7	SW	23.03	
63	Nadler, Ben	8	SW	23.16	
64	Becker, Nick	7	MO	23.22	
65	Porter, Vaughn	8	CK	23.32	
66	Anderson, David	8	HF	23.90	
67	Frey, Jared	8	MO	23.95	
68	Corkery, Andy	8	WS	24.07	
69	Katsuma, Aaron	7	NK	24.17	
70	Vandenlangenberg, Nate	7	RW	24.24	
71	Hanson, Nicholas	8	MI	24.49	
72	Chambers, Dakota	8	WS	24.63	
73	Schiffman, Zak	8	PC	24.98	
74	Kellogg, Carson	7	HF	25.20	

75	Lutz, Justin	8	MI	25.21
76	Hynek, Jonathan	7	PC	25.30
77	Krueger, Sam	7	WS	25.40
78	Dohmeier, Logan	7	MI	25.55
79	Ryan, Casey	7	CK	25.59
80	Ney-Martinez, Guillermo	8	SW	25.76
81	Munns, Zachary	6	HF	25.83
82	Pittman, Braden	7	MO	25.90
83	Meanwell, Walter	8	SW	26.29
84	Bange, Matthew	6	SE	26.81
85	Wendorf, Eric	7	SW	26.97
86	Peterson, Brandon	8	MI	26.99
87	Anderson, Sam	7	HF	27.20
88	Baker, Kyle	7	MI	27.59
89	Lake, Steffen	6	PC	27.71
90	Hartliep, Michael	6	MB	27.92
91	Hynek, Philip	7	PC	28.10
92	Friske, Ryan	6	CK	28.14
93	Harney, Joseph	8	HP	28.21
94	Madsen, Eric	7	RW	28.31
95	Paul, David	7	RW	28.36
96	Hornung, Will	6	HP	28.77
97	Bukolt, Dieter	8	NK	28.92
98	O'Keefe, Jesse	5	HF	29.17
99	Anderson, Matt	7	MI	29.38
100	Hartlaub, Charlie	6	SE	29.46
101	Burnham, Merritt	7	SE	29.95
102	Gardner, James	5	PC	30.57
103	Bastian, Alex	6	NK	30.86
104	Macfarlane, Scott	8	RW	31.11
105	Hayes, Daniel	6	HP	31.44
106	Garvey, Stephen	7	MI	31.62
107	Cross, Brendan	7	PC	32.18
108	Bogost, Max	6	PC	32.59
109	Wolff, Niki	7	SW	32.76
110	Mott, David	6	MI	32.85
111	Schwartz, Daniel	6	SW	34.67
112	Walker, Anthony	5	PC	34.88
113	Bauer, Scott	6	NK	35.75
114	Kelly, Paul	8	SE	35.94
115	Hughes, William	7	HF	36.77
116	Clancy, Kevin	6	MO	37.42

Event 22 Boys 8 & Under 25 Yard Backstroke

```

=====
All City-Y: * 17.17 7/28/2000 Sam Niesen - Middleton
All City-M: ! 19.38 1995 Adam Grinde - Ridgewood
SW Pool-Y: # 17.17 7/28/2000 Sam Niesen - Middleton
Name Age Team Prelims Finals
=====
A - Final
1 Niesen, Sam 8 MI 17.17* 17.62
2 McQuestion, Diego 8 SW 21.62 20.11
3 Fruhling, Eric 8 WS 20.03 20.43
4 Ritchie, Daniel 8 RW 21.03 21.48
5 Friske, Johnny 8 CK 21.60 22.32
6 Snapper, Ryan 7 SE 22.38 22.38
7 Tidd, Zach 8 RW 21.98 22.70
8 Gilbert, Stephen 8 SE 21.69 22.82
B - Final
9 Schutte, Nick 8 MI 22.41 20.78
10 Wildes, Alex 8 MI 23.06 21.67
11 Meyer, Zachary 8 HP 23.08 22.49
12 Grosshans, Connor 8 PC 23.78 22.57
=====

```


13	Winichakul, Pun	8	HF	23.26	23.25
14	Miner, Robert	8	CK	23.89	23.62
15	Schultz, Nicholas	8	CK	23.43	24.32
16	Daniels, Sam	8	HP	23.81	25.17
Preliminaries					
17	Kubicek, Tyler	8	CK	23.91	
17	Meicher, Danny	8	WS	23.91	
19	Reibau, Sam	8	HP	24.32	
20	Olsen, Kai	8	RW	24.41	
21	Hursh, Leo	8	HF	24.52	
22	Bernhardt, Alex	8	NK	24.63	
23	Lotzer, Cillian	7	SE	25.10	
24	Utterback, David	8	MI	25.49	
25	Brummel, Ben	8	MI	25.93	
26	Werla, Austin	7	MI	26.02	
27	Mott, Andrew	7	MI	26.18	
28	Snodgrass, Joe	7	SE	26.19	
28	Zimmerman, Christopher	7	MO	26.19	
30	Kellogg, Carson	7	HF	26.32	
31	Hutzler, Aaron	7	MI	26.44	
32	Aksenov, Misha	7	HP	26.49	
33	Balkin, Byron	7	HP	27.19	
34	Searson, David	7	MI	27.30	
35	Lezra, Nat	8	SW	27.42	
36	Antonuk, John	7	PC	27.51	
37	Asnien, Billy	7	WS	27.77	
38	Schwartz, Daniel	6	SW	27.90	
39	Alderson, Reid	7	WS	28.00	
40	Grumke, Merrick	8	MO	28.04	
41	Macfarlane, Scott	8	RW	28.05	
42	Moss, Michael	8	PC	28.12	
43	Garvey, Stephen	7	MI	28.17	
43	Anderson-Goldsworthy, To	8	RW	28.17	
45	Harney, Joseph	8	HP	28.35	
46	Barczi, Stephen	7	SW	28.37	
47	Frey, Jared	8	MO	28.44	
48	Allen, Nick	8	PC	28.75	
49	Bukolt, Dieter	8	NK	29.06	
49	Dybevik, Joey	6	RW	29.06	
51	Dohmeier, Logan	7	MI	29.67	
52	Porter, Vaughn	8	CK	29.85	
53	Graf, Drew	8	SE	30.32	
54	Peterson, Brandon	8	MI	30.42	
55	Knoche, Sterling	6	HF	30.79	
56	Schutte, Mitchel	6	MI	30.99	
57	Selbach, Kody	6	WS	31.10	
58	O'Keefe, Jesse	5	HF	31.38	
59	Gardner, James	5	PC	31.51	
60	Anderson, Matt	7	MI	31.80	
61	Hartlaub, Charlie	6	SE	32.04	
62	Bange, Matthew	6	SE	32.31	
63	Anderson, Sam	7	HF	32.49	
64	Munns, Zachary	6	HF	33.02	
65	Lake, Steffen	6	PC	33.60	
66	Burnham, Merritt	7	SE	34.16	
67	Madsen, Eric	7	RW	34.33	
68	Pittman, Braden	7	MO	34.48	
69	Hornung, Will	6	HP	35.59	
70	Wolff, Niki	7	SW	36.32	
71	Baker, Kyle	7	MI	36.36	
72	Kellerhuis, Aaron	7	CK	36.69	
73	Katsuma, Aaron	7	NK	37.95	
74	Mott, David	6	MI	38.33	
75	Hartliep, Michael	6	MB	39.68	
76	Hughes, William	7	HF	40.02	

77 Cross, Brendan	7 PC	40.21
78 Hayes, Daniel	6 HP	40.50
79 Bogost, Max	6 PC	40.94
80 Walker, Anthony	5 PC	41.53
81 Bastian, Alex	6 NK	42.37
-- Hynek, Jonathan	7 PC	DQ
-- Hynek, Philip	7 PC	DQ

Event 32 Boys 8 & Under 100 Yard Freestyle Relay

```

=====
All City-Y: * 1:03.63 1977 Parkcrest
                E. Barnhart, T. Wuerger, E. Sturm, T. Bargman
All City-M: ! 1:12.08 1979 Nakoma
                S. Seiferer, J. Phillips, D. Grams, P. Cranley
SW Pool-Y: # 1:03.63 1977 Parkcrest
                E. Barnhart, T. Wuerger, E. Sturm, T. Bargman
Team                                                    Finals
=====
1 Middleton 'A'                                         1:05.16
2 Ridgewood 'A'                                        1:08.22
3 Shorewood 'A'                                        1:09.96
4 Seminole Swim Team 'A'                              1:11.42
5 High Point 'A'                                       1:13.23
6 West Side Swim Club 'A'                             1:14.69
7 Hill Farm Swim Club 'A'                             1:15.74
8 Cherokee Swim Team 'A'                              1:16.38
9 Ridgewood 'B'                                        x1:17.75
10 Middleton 'B'                                       x1:18.12
11 Monona Swim/Dive Club 'A'                           1:18.19
12 Parkcrest 'A'                                       1:18.92
13 High Point 'B'                                       x1:24.81
14 Shorewood 'B'                                       x1:24.96
15 Middleton 'C'                                       x1:25.08
16 Hill Farm Swim Club 'B'                             x1:28.84
17 Parkcrest 'B'                                       x1:29.50
18 Maple Bluff Swim Team 'A'                           1:29.60
19 West Side Swim Club 'B'                             x1:32.49
20 Monona Swim/Dive Club 'B'                           x1:38.19
21 Cherokee Swim Team 'B'                             x1:40.24
22 Ridgewood 'C'                                       x1:44.08
23 Nakoma 'A'                                          1:44.66
24 Parkcrest 'C'                                       x1:46.77
25 Middleton 'D'                                       x1:46.89
26 Shorewood 'C'                                       x1:47.34
27 High Point 'C'                                       x1:54.14
28 Seminole Swim Team 'B'                             x2:02.34
29 Hill Farm Swim Club 'C'                             x2:02.75
30 Parkcrest 'D'                                       x2:10.42
=====

```

Event 42 Boys 8 & Under 25 Yard Breaststroke

```

=====
All City-Y: * 18.82 1991 Ehren Keith - Monona
All City-M: ! 20.96 1994 A.J. Lerner - Westside
SW Pool-Y: # 18.82 1991 Ehren Keith - Monona
Name            Age Team            Prelims    Finals
=====
A - Final
1 Deignan, Kyle      8 HP            20.04      20.17
2 Pittman, Brendan  8 MO            22.64      21.55
3 Stanisch, David    8 MI            21.41      21.68
4 Tidd, Zach         8 RW            21.33      21.98
5 Olsen, Kai         8 RW            22.39      22.31
6 Forslund, Robin   8 PC            21.62      22.65
7 Meier, Kevin       8 HP            22.29      23.45
=====

```

8	Skinner, Duncan	8	MB	22.40	23.49
B - Final					
9	Wells, Spencer	7	SE	22.65	21.91
10	Williams, Joshua	8	SW	23.20	22.73
11	Fraser, Coleman	7	MB	23.58	22.91
12	Galle, Luke	8	RW	22.99	23.00
13	Elsas, William	8	HF	22.67	23.38
14	Snapper, Ryan	7	SE	23.02	23.80
--	Martin, John	8	CK	23.82	DQ
--	Schiffman, Zak	8	PC	25.13	DQ
Preliminaries					
17	Anderson, David	8	HF	25.42	
18	Chamberlain, Miles	7	WS	25.65	
19	Anderson-Goldsworthy, To	8	RW	25.92	
20	Lickel, Aaron	7	MO	25.98	
21	Krueger, Sam	7	WS	26.48	
22	Stephens, Chase	8	HF	26.85	
23	Foy, Morgan	8	WS	27.19	
24	Becker, Nick	7	MO	27.43	
25	Anderson, Evan	8	PC	27.61	
26	Lotzer, Cillian	7	SE	27.64	
27	Stone, Dylan	7	HP	28.04	
28	Anderson, Ben	6	PC	28.73	
29	Kramer, Mikey	8	SW	28.89	
30	Walsh-Felz, Teague	7	HP	28.92	
31	Abderholden, Alex	8	HF	28.97	
32	Woodward, Max	8	MI	29.36	
33	Clark-Davis, Ethan	6	SW	29.68	
34	Graf, Drew	8	SE	31.95	
35	Moore, Riley	7	SW	33.60	
36	Kelly, Paul	8	SE	34.18	
--	Ney-Martinez, Guillermo	8	SW		DQ
--	Wendorf, Eric	7	SW		DQ
--	Nadler, Ben	8	SW		DQ
--	Paul, David	7	RW		DQ
--	Vandenlangenberg, Nate	7	RW		DQ
--	Corkery, Andy	8	WS		DQ
--	Clancy, Kevin	6	MO		DQ
--	Ryan, Casey	7	CK		DQ
--	Moss, Michael	8	PC		DQ
--	Zimmerman, Andrew	8	MI		DQ
--	Meanwell, Walter	8	SW		DQ
--	Utterback, David	8	MI		DQ
--	Lutz, Justin	8	MI		DQ

Event 52 Boys 8 & Under 25 Yard Butterfly

=====					
	All City-Y: *	16.02	1991	Paul Brehm - Ridgewood	
	All City-M: !	17.59	1982	Matt Matteson - Monona	
	SW Pool-Y: #	16.02	1991	Paul Brehm - Ridgewood	
	Name	Age	Team	Prelims	Finals
=====					
A - Final					
1	Drives, Michael	8	RW	16.93	17.35
2	Toomey, Derek	8	SE	17.87	18.46
3	Carlson, Adam	8	MI	18.48	18.99
4	Elsas, William	8	HF	19.67	19.24
5	Keller, Nick	8	MI	18.61	19.87
6	Miner, Robert	8	CK	19.17	20.22
7	Skinner, Duncan	8	MB	20.68	20.85
8	Deignan, Kyle	8	HP	20.37	22.11
B - Final					
9	Ritchie, Daniel	8	RW	21.32	21.78
10	Ellstrom-Calder, Ian	8	SW	21.98	22.68
11	Schmidt, Kevin	6	PC	24.72	23.50

12	Lytle, Joseph	7	WS	24.48	23.53
13	Gilbert, Stephen	8	SE	23.21	24.82
14	Souganidis, Emmanuel	8	SW	24.60	24.91
15	Bauch, Ben	8	SW	22.25	25.17
16	Hulick, Collin	7	RW	22.34	25.48
Preliminaries					
17	Jung, Jon	7	RW	26.93	
18	Werla, Austin	7	MI	27.44	
19	Hanson, Nicholas	8	MI	34.34	
20	Clark-Davis, Ethan	6	SW	37.35	
--	Morgen, Samuel	8	PC	DQ	
--	Chambers, Dakota	8	WS	DQ	
--	Moore, Riley	7	SW	DQ	

Event 62 Boys 8 & Under 100 Yard IM

```

=====
All City-Y: * 1:22.67 7/29/2000 Sam Niesen - Middleton
All City-M: ! 1:31.21 1999 Chris Kuecker - High Point
SW Pool-Y: # 1:22.67 7/29/2000 Sam Niesen - Middleton
=====
Name Age Team Prelims Finals
=====
A - Final
1 Niesen, Sam 8 MI 1:23.37 1:22.67*
2 Drives, Michael 8 RW 1:26.97 1:26.01
3 Keller, Nick 8 MI 1:38.94 1:37.40
4 Gabourie, Alex 8 SE 1:37.08 1:41.08
5 Fraser, Coleman 7 MB 1:40.39 1:43.75
6 Forslund, Robin 8 PC 1:46.57 1:45.41
7 Goff, Beau 7 MO 1:57.53 1:58.66
-- Williams, Joshua 8 SW 1:42.90 DQ
B - Final
9 Lippitt, Luke 8 HF 2:06.02 2:01.89
10 Jung, Jon 7 RW 2:08.22 2:03.11
Preliminaries
-- Souganidis, Emmanuel 8 SW DQ
-- Beckerleg, Adam 8 RW DQ
-- Meyer, Zachary 8 HP DQ
-- Lytle, Joseph 7 WS DQ
=====

```

All City League Championship

2000 Madison All City Swim Meet - 7/27/2000 to 7/29/2000
Results

Event 3 Girls 9-10 200 Yard Medley Relay

=====		
All City-Y: *	2:18.12	1977 Ridgewood
		W. Heineke, L. Fitschen, J. Gaard, H. Neumann
All City-M: !	2:32.71	1993 Shorewood
		A. Davis, K. Linstroth, S. Hodulik, L. DeWitt
SW Pool-Y: #	2:18.12	1977 Ridgewood
		W. Heineke, L. Fitschen, J. Gaard, H. Neumann
Team		Finals
=====		
1 Middleton 'A'		2:20.93
2 Parkcrest 'A'		2:26.46
3 Ridgewood 'A'		2:26.48
4 Shorewood 'A'		2:27.00
5 Maple Bluff Swim Team 'A'		2:27.58
6 Hill Farm Swim Club 'A'		2:31.02
7 Middleton 'B'		x2:34.55
8 Seminole Swim Team 'A'		2:35.20
9 West Side Swim Club 'A'		2:38.48
10 Shorewood 'B'		x2:44.90
11 High Point 'A'		2:47.55
12 Monona Swim/Dive Club 'B'		2:48.12
13 Middleton 'C'		x2:50.97
14 West Side Swim Club 'B'		x2:55.16
15 Seminole Swim Team 'C'		x2:55.49
16 Seminole Swim Team 'B'		x2:56.65
17 Shorewood 'C'		x2:57.65
18 Parkcrest 'C'		x3:01.03
19 West Side Swim Club 'C'		x3:03.54
20 Monona Swim/Dive Club 'C'		x3:03.88
21 Ridgewood 'C'		x3:05.59
22 High Point 'B'		x3:06.83
23 Middleton 'E'		x3:08.99
24 Maple Bluff Swim Team 'B'		x3:09.23
25 Hill Farm Swim Club 'C'		x3:10.47
26 Cherokee Swim Team 'C'		3:14.04
27 Parkcrest 'D'		x3:18.35
28 Seminole Swim Team 'D'		x3:19.01
29 West Side Swim Club 'D'		x3:23.09
30 Ridgewood 'E'		x3:28.51
31 Middleton 'G'		x3:30.31
32 Shorewood 'F'		x3:31.04
33 High Point 'C'		x3:33.83
34 Middleton 'F'		x3:34.82
35 Nakoma 'B'		3:38.56
36 Ridgewood 'F'		x3:50.83
-- Hill Farm Swim Club 'B'		DQ
-- Cherokee Swim Team 'D'		DQ
-- Middleton 'H'		DQ
-- Monona Swim/Dive Club 'A'		DQ
-- Shorewood 'E'		DQ
-- Cherokee Swim Team 'A'		DQ
-- Cherokee Swim Team 'B'		DQ
-- Shorewood 'D'		DQ
-- Nakoma 'A'		DQ
-- Middleton 'D'		DQ
-- Ridgewood 'D'		DQ
-- Ridgewood 'B'		DQ
-- Monona Swim/Dive Club 'E'		DQ
-- Monona Swim/Dive Club 'D'		DQ

-- Parkcrest 'B'

DQ

Event 13 Girls 9-10 50 Yard Freestyle

=====				
All City-Y: *	28.79	1978	Jackie Ervin - Westside	
All City-M: !	29.74	1987	Stephanie Morey - Maple Bluff	
SW Pool-Y: #	28.89	1984	Katrina Kutzbach - Shorewood	
Name	Age	Team	Prelims	Finals
=====				
A - Final				
1 Schramka, Beth	9	PC	29.07	29.14
2 Kyweluk, Moira	10	HF	30.05	29.61
3 Smith, Kayla	9	RW	30.18	29.98
4 Schleisman, Carlene	10	MI	30.87	31.13
5 Saftchick, Lauren	10	MI	31.78	31.30
6 Bradbury, Jillian	10	MB	31.18	31.75
7 Kamnetz, April	10	MO	31.51	31.93
8 Martin, Hayley	9	MO	32.31	32.06
B - Final				
9 Ritt, Cassie	10	SE	32.46	31.37
10 Lopukhin, Anastasia	10	SW	32.46	32.35
11 Ellingson, Danielle	10	RW	32.85	32.41
12 Mundt, Abby	9	WS	32.64	32.88
13 Anderson, Katherine	10	PC	33.00	33.70
14 Taylor, Saskia	10	SW	33.92	33.79
15 Hagen, Darby	9	MI	33.81	34.17
16 Just, Lizzy	10	MI	33.57	34.77
Preliminaries				
17 Ouellette, Nicole	10	HP	33.95	
18 Silkiewitz, Shannon	10	MI	34.08	
19 Uselman, Anna	10	MO	34.10	
20 Harms, Alyssa	10	MB	34.16	
21 Walker, Melanie	10	CK	34.45	
22 Lake, Alexandra	9	PC	34.67	
23 Doyle, Kirkley	9	SW	34.69	
24 Brennan, Molly	10	PC	34.77	
25 Wells, Sadie	9	SE	34.96	
26 Vaughan, Jessica	10	SW	35.08	
27 Walker, Juliette	9	PC	35.42	
28 Perepezko, Ann	10	WS	35.73	
29 King, MACKENZIE	9	RW	35.83	
30 Gillis, Kelsey	10	HP	35.87	
31 Meier, Ellen	10	HP	36.10	
32 Meitzen, Abby	10	HP	36.20	
33 Rice, Sarah	10	MB	36.26	
34 Walker, Megan	10	CK	36.40	
35 Kronser, Lauren	10	HP	36.77	
36 Hornung, Jessie	9	CK	36.78	
37 Lytle, Hannah	10	WS	37.01	
38 Ward, Kate	9	PC	37.05	
39 Althaus, Laura	10	HF	37.20	
40 Theissen, Megan	10	RW	37.23	
41 Ruteki, Nelle	10	SW	37.33	
42 Jarzemsky, Julie	9	MI	37.46	
43 Radspinner, Katherine	9	SW	37.55	
44 Frackman, Anna	10	SW	37.57	
45 Brown, Courtney	10	SW	37.59	
46 Duerst, Jennifer	9	SW	37.60	
47 Sleeth, Carolyn	9	RW	37.77	
48 Zalewski, Julia	9	SE	37.82	
49 Morrnick, Katie	9	MI	37.83	
50 Kellerhuis, Jennifer	10	CK	38.12	
51 Postel, Hannah	9	MB	38.19	
52 Bolland, Polly	10	PC	38.22	

53	Stephens, Cali	10	HF	38.29
54	Meyer, Emily	10	HF	38.34
55	Perepezko, Kate	10	WS	38.44
56	Hartung, Alyssa	9	HP	38.47
57	Morgan, Shannon	10	MI	38.51
57	Lorentzen, Amanda	10	MI	38.51
59	Zentner, Hannah	10	SW	38.54
60	Lemay, Courtney	10	MI	38.72
61	Dybevik, Robin	9	RW	38.74
62	Sears, Bailey	9	PC	38.77
63	Ward, Hayley	9	PC	38.86
64	Kubicek, Heather	10	CK	38.88
65	Olson, Tess	9	MO	38.91
66	Lovell, Lydia	10	RW	39.13
67	Graf, Whitney	10	CK	39.40
68	Selbach, Kristen	9	WS	39.42
69	Horn, Lauren	10	MI	39.54
70	Moore, Maggie	9	SW	39.60
71	Widen, Jenna	10	MO	39.67
72	Hoesly, Susie	10	WS	39.73
72	Frickenstein, Claire	10	MI	39.73
74	George, Kelsey	10	CK	39.84
75	Walker, Abby	10	CK	39.88
76	Checovich, Laura	9	HF	39.94
77	Roach, MACKENZIE	10	RW	40.01
78	Ladell, Diane	10	CK	40.10
79	Koykkar, Jackie	9	RW	40.21
80	Nicholson, Karrie	10	MI	40.39
81	Roark, Jenna	10	NK	40.45
82	Friske, Kelly	10	HF	40.49
83	Moses, Lindsey	10	PC	40.79
83	Keller, Sarah	10	PC	40.79
85	Van Leuven, Laura	9	PC	40.81
86	Becker, Tess	9	MO	40.87
87	Walsh-Felz, Devin	9	HP	40.90
88	Erdman, Emily	9	SW	40.96
89	Kranz, Elizabeth	10	SW	41.01
90	Burdick-Evenson, Erin	10	HF	41.08
91	Geist, Jennifer	10	HP	41.15
92	Kieler, Brittany	10	MO	41.16
93	Saad, Lauren	9	MO	41.23
94	Searer, Michelle	9	NK	41.35
95	Berry, Kate	9	MI	41.36
96	Malesytcki, Abby	10	SE	41.55
96	Holub, Kim	10	RW	41.55
98	McCrum, Megan	10	HP	41.65
99	Chamberlain, Tierney	9	WS	41.70
100	Abderholden, Katharina	9	HF	41.73
101	Pearson, Ellie	9	HF	41.77
102	Jarjour, Sarah	10	HP	42.16
103	Petterson, Amanda	10	CK	42.19
104	Slinde, Andrea	10	MO	42.22
105	Derlein, Nicole	10	MO	42.45
106	Armstrong, Elizabeth	10	RW	42.47
107	Fink, Ellie	10	HF	42.50
108	Fowler, Emily	9	MI	42.61
109	Sekelsky, Megan	10	NK	42.63
110	Hodges, Kylie	10	MO	42.79
111	Lohrentz, Emmi	9	SW	42.87
112	McKenzie, Katie	9	MI	42.96
113	Larson, Payton	9	SW	43.04
114	Smith, Sarah	9	MI	43.18
115	Sorensen, Amanda	10	NK	43.35
116	Murphy, Jaclyn	9	RW	43.37
117	Taylor, Allison	9	MI	43.45

118	Anderson, Megan	9	SE	43.47
119	Gerou, Courtney	10	RW	43.56
120	Corkery, Justine	10	WS	43.66
121	Emmerich, Julie	10	WS	43.90
122	Macguidwin, Julie	10	PC	44.02
123	O'Connor, Meghan	9	SE	44.34
124	Ladick, Sadie	9	SW	44.55
125	Gazeley, Briana	10	MI	44.61
126	Mead, Caitlin	9	MI	44.78
127	Lord, Erynn	9	RW	44.96
128	Levin, Emily	9	SW	45.14
129	George, Alex	10	MO	45.45
130	Lord, Elizabeth	9	MI	45.72
131	Zahn, Kristina	10	RW	46.04
132	Williams, Rebecca	9	SE	46.24
133	Klagos, Jami	9	HP	46.27
134	Barczi, Natalie	9	SW	46.34
135	Voll, Rachel	9	MI	46.40
136	Johnson, Grace	9	WS	46.68
137	Vakili, Ranna	9	RW	46.86
138	Vlack, Ashley	10	SE	46.95
139	Cleary, Erin	10	RW	47.09
140	Otterson, Brynna	10	RW	47.20
141	Gawin, Danielle	9	MI	47.71
142	Brozek, Maggie	10	MB	47.94
143	Steffens, Kristen	10	SE	48.52
143	Cornwell, Emma	9	PC	48.52
145	Wayne, Kelly	9	MI	48.78
146	Beckett, Julia	9	RW	48.84
147	Farnsworth, Kate	10	WS	49.30
148	Walker, Bethany	9	HP	50.80
149	Stankiewicz, Kristen	9	MI	51.24
150	Vesperman, Nichole	9	SE	56.00
151	Kranz, Christina	9	SW	1:03.05
152	Endres, Jennifer	9	SE	1:03.74
153	Vakili, Hannah	10	RW	1:04.78

Event 23 Girls 9-10 50 Yard Backstroke

=====				
All City-Y:	*	33.55	7/28/2000	Hannah Perlkin - Shorewood
All City-M:	!	35.05	1995	Margaret Barry - Maple Bluff
SW Pool-Y:	#	32.55	1997	Terri Schramka - Parkcrest
Name		Age	Team	Prelims Finals
=====				
A - Final				
1	Schleisman, Carlene	10	MI	34.49 33.62
2	Perlkin, Hannah	10	SW	33.55* 34.37
3	Kamnetz, April	10	MO	35.49 35.85
4	Lickel, Kirsten	10	MO	35.79 36.31
5	Jones, Hannah	10	RW	38.26 37.91
6	Martin, Ruby	9	CK	37.94 37.98
7	Wilton, Kristina	10	PC	39.11 38.86
8	Petska, Allison	10	MI	39.58 40.55
B - Final				
9	Sromek, Catherine	9	WS	39.87 39.49
10	Vaughan, Jessica	10	SW	39.91 39.87
11	Fraser, Brienna	10	MB	39.72 40.56
12	Johnson, Kelsey	10	RW	40.59 40.68
13	Ryan, Ashley	9	CK	40.89 41.10
14	Davenport, Andrea	10	SE	41.31 41.76
15	Knaebe, Bronwyn	10	HF	40.83 41.94
16	Uselman, Anna	10	MO	42.01 43.62
Preliminaries				
17	Lake, Alexandra	9	PC	42.08

18	Kiehl, Megan	10	MO	42.17
19	Frackman, Anna	10	SW	42.25
20	Olson, Micki	10	MI	42.53
21	Ritt, Cassie	10	SE	42.76
22	Meier, Kayla	10	MI	42.96
23	Meitzen, Abby	10	HP	43.21
24	Nadler, Rose	10	SW	43.27
25	Welton, Stephanie	9	MI	43.78
26	Garcia, Sam	9	RW	43.89
27	Ward, Kate	9	PC	44.03
28	Lemay, Courtney	10	MI	44.11
29	Perepezko, Kate	10	WS	44.76
30	Dybevik, Robin	9	RW	45.17
31	Spencer, Kelsey	9	WS	45.43
32	Brennan, Molly	10	PC	45.47
33	Erickson, Libby	9	SE	46.23
34	Ruteki, Nelle	10	SW	46.82
35	Gerou, Courtney	10	RW	46.84
36	Checovich, Laura	9	HF	46.86
37	Hoesly, Susie	10	WS	46.93
38	Timmins, Sarah	10	SE	46.96
39	Lein, Britta	9	SE	47.16
40	Steffens, Kristen	10	SE	47.47
41	Duffey, Katie	9	MO	47.53
42	Ward, Hayley	9	PC	47.80
43	Stephens, Cali	10	HF	47.96
44	Chamberlain, Tierney	9	WS	47.98
45	Malesytcki, Abby	10	SE	48.37
46	Geier, Ellen	10	WS	48.69
47	Gentilli, Lindsay	10	SE	48.73
48	Moses, Lindsey	10	PC	49.11
49	Jarjour, Sarah	10	HP	49.13
50	Skille, Amy	10	HF	49.84
51	Zahn, Kristina	10	RW	50.18
52	Fowler, Emily	9	MI	50.41
53	Endres, Laurin	9	PC	51.00
54	Kubicek, Heather	10	CK	51.98
55	Kelly, Jessica	10	SE	52.11
56	Murphy, Jaclyn	9	RW	52.39
57	Dittman, Anna	9	SE	52.57
58	Hodges, Kylie	10	MO	53.03
59	Emmerich, Julie	10	WS	53.10
60	Widen, Jenna	10	MO	53.38
61	Frickenstein, Claire	10	MI	53.73
62	Williams, Rebecca	9	SE	54.21
63	Hinahara, Jordan	10	HP	54.22
64	Gazeley, Briana	10	MI	54.36
65	Vesperman, Nichole	9	SE	54.91
66	Gawin, Danielle	9	MI	54.98
67	Allison, Lesley	9	WS	55.20
68	Ramsey, Grace	10	MB	55.27
69	Barczi, Natalie	9	SW	55.30
69	Graber, Brittany	10	MO	55.30
71	Lord, Elizabeth	9	MI	55.38
72	Mead, Caitlin	9	MI	56.23
73	Lovell, Lydia	10	RW	56.29
74	Anderson, Megan	9	SE	56.35
75	Otterson, Brynna	10	RW	56.42
76	Schroeder, Hilary	9	CK	56.65
77	Slinde, Andrea	10	MO	56.78
78	McKenzie, Katie	9	MI	57.06
79	Beckett, Julia	9	RW	57.63
80	Hayes, Alison	9	HP	58.66
81	Bass, Julie	9	SE	59.19
82	Barden, Emily	9	MO	59.49

83 O'Connor, Meghan	9 SE	1:00.60
84 Johnson, Grace	9 WS	1:01.79
85 Klagos, Jami	9 HP	1:01.86
86 Taylor, Allison	9 MI	1:05.77
87 Voll, Rachel	9 MI	1:08.60
88 Endres, Jennifer	9 SE	1:23.75
-- Walker, Melanie	10 CK	DQ
-- Vlack, Ashley	10 SE	DQ
-- Van Leuven, Laura	9 PC	DQ
-- Vakili, Ranna	9 RW	DQ
-- Stein, Heidi	9 CK	DQ

Event 33 Girls 9-10 100 Yard IM

=====				
All City-Y: *	1:09.70	7/29/2000	Abby Soderholm	- Maple Bluff
All City-M: !	1:16.47	1995	Margaret Barry	- Maple Bluff
SW Pool-Y: #	1:09.70	7/29/2000	Abby Soderholm	- Maple Bluff
Name	Age	Team	Prelims	Finals
=====				
A - Final				
1 Soderholm, Abby	10 MB		1:10.40	1:09.70*
2 Taylor, Brooke	10 MO		1:12.92	1:12.09
3 Schramka, Beth	9 PC		1:12.75	1:12.34
4 Walden, Whitney	10 HF		1:17.47	1:17.93
5 Beckwith, Danielle	10 MI		1:17.33	1:19.70
6 Boyle, Patricia	10 MI		1:23.79	1:24.81
7 Hagen, Darby	9 MI		1:24.25	1:25.73
8 Ireland, Molly	9 SE		1:23.05	1:27.22
B - Final				
9 Sromek, Catherine	9 WS		1:27.59	1:25.76
10 Meier, Kayla	10 MI		1:30.16	1:26.96
11 Barta, Katie	10 MO		1:27.17	1:27.38
12 Denk, Kylie	9 RW		1:29.76	1:29.82
13 Moss, Annie	10 PC		1:31.95	1:29.99
14 Davenport, Andrea	10 SE		1:30.35	1:30.73
15 Curran, Felicia	10 WS		1:30.83	1:32.06
16 Timmins, Sarah	10 SE		1:34.64	1:36.13
Preliminaries				
17 Kiehl, Megan	10 MO		1:35.88	
18 Vandermause, Renee	10 SW		1:36.09	
19 Garcia, Sam	9 RW		1:37.47	
20 Erickson, Libby	9 SE		1:39.81	
21 King, MACKENZIE	9 RW		1:40.87	
22 Kurth, Angela	10 SE		1:42.02	
22 Becker, Rachel	9 NK		1:42.02	
22 Ladell, Diane	10 CK		1:42.02	
25 Schwei, Jenny	10 SE		1:42.09	
26 Spencer, Kelsey	9 WS		1:44.41	
27 Abderholden, Katharina	9 HF		1:45.30	
28 Pittman, Bree	10 MO		1:45.48	
29 Remington, Beth	9 SW		1:46.16	
30 Bruce, Kelly	9 HF		1:47.30	
31 D'Orazio, Alyssa	9 NK		1:55.83	
32 Grooms, Hannah	9 MI		2:02.69	
33 Bablitch, Emily	9 NK		2:04.44	
-- Murphy, Megnan	9 SW		DQ	
-- Wayne, Kelly	9 MI		DQ	

Event 43 Girls 9-10 50 Yard Breaststroke

=====				
All City-Y: *	36.31	7/28/2000	Brooke Taylor	- Monona
All City-M: !	39.15	1987	Stephanie Morey	- Maple Bluff
SW Pool-Y: #	36.31	7/28/2000	Brooke Taylor	- Monona

Name	Age	Team	Prelims	Finals
=====				
A - Final				
1 Taylor, Brooke	10	MO	36.31*	36.69
2 Lickel, Kirsten	10	MO	38.53	38.90
3 Lopukhin, Anastasia	10	SW	40.53	38.91
4 Evans, Mary	10	PC	39.59	39.46
5 Walden, Whitney	10	HF	39.40	39.88
6 Kelly, Jessica	10	SE	41.03	41.32
7 Smith, Kayla	9	RW	40.43	41.74
8 Ellingson, Danielle	10	RW	42.06	42.21
B - Final				
9 Just, Lizzy	10	MI	42.69	43.04
10 Walker, Megan	10	CK	43.90	43.63
11 Harms, Alyssa	10	MB	44.51	43.91
12 Fraser, Brienna	10	MB	43.37	44.30
13 Walker, Juliette	9	PC	43.17	44.40
14 Zalewski, Julia	9	SE	45.75	44.80
15 Jarzemsky, Julie	9	MI	44.64	44.82
16 Barta, Katie	10	MO	44.42	45.13
Preliminaries				
17 Curran, Felicia	10	WS	45.77	
18 Nadler, Rose	10	SW	45.95	
19 Kieler, Brittany	10	MO	45.98	
20 Radspinner, Katherine	9	SW	46.04	
21 Doyle, Kirkley	9	SW	46.14	
22 Hornung, Jessie	9	CK	46.31	
23 Walker, Abby	10	CK	46.46	
24 Ryan, Ashley	9	CK	46.92	
25 Horn, Lauren	10	MI	46.97	
26 Sorensen, Amanda	10	NK	47.34	
27 Stein, Claire	9	MO	47.35	
28 Meier, Ellen	10	HP	47.53	
29 Lytle, Hannah	10	WS	47.57	
30 Pearson, Ellie	9	HF	47.73	
31 Koykkar, Jackie	9	RW	47.75	
32 Moss, Annie	10	PC	47.97	
33 Gillis, Kelsey	10	HP	47.99	
34 Denk, Kylie	9	RW	48.15	
35 Olson, Micki	10	MI	48.23	
36 Geier, Alison	9	HF	48.27	
37 Ferraro, Francesca	9	MB	48.52	
38 Meyer, Emily	10	HF	48.56	
39 Moore, Maggie	9	SW	48.57	
40 Perepezko, Ann	10	WS	48.75	
41 Ryan, Kirsten	9	CK	48.82	
42 Keller, Sarah	10	PC	48.97	
43 Zentner, Hannah	10	SW	49.11	
44 Bablitch, Emily	9	NK	49.17	
45 Sleeth, Carolyn	9	RW	49.31	
46 Bolland, Polly	10	PC	49.59	
47 Holub, Kim	10	RW	49.71	
48 Sears, Bailey	9	PC	49.92	
49 Lohrentz, Emmi	9	SW	50.00	
50 Wells, Sadie	9	SE	50.12	
51 Kronser, Lauren	10	HP	50.31	
52 Nicholson, Karrie	10	MI	50.46	
53 Petterson, Amanda	10	CK	50.70	
54 Kranz, Elizabeth	10	SW	50.77	
55 Theissen, Megan	10	RW	50.96	
56 Althaus, Laura	10	HF	51.18	
57 Pittman, Bree	10	MO	51.25	
58 Skille, Amy	10	HF	51.39	
59 Erdman, Emily	9	SW	51.42	
60 Swerin, Abby	10	HF	51.58	

61	Remington, Beth	9	SW	51.67
62	Dittman, Anna	9	SE	51.82
63	Kranz, Christina	9	SW	51.84
64	Selbach, Kristen	9	WS	51.87
65	Gaston, Anne	9	RW	52.03
66	Geist, Jennifer	10	HP	52.26
67	Derlein, Nicole	10	MO	52.37
68	Bass, Julie	9	SE	52.55
69	George, Alex	10	MO	52.64
70	Corkery, Justine	10	WS	52.75
71	Walsh-Felz, Devin	9	HP	52.76
72	Graf, Whitney	10	CK	53.20
73	Gentilli, Lindsay	10	SE	53.37
74	Ramsey, Grace	10	MB	53.39
75	Brozek, Maggie	10	MB	53.41
76	McCrummb, Megan	10	HP	53.57
77	Olson, Tess	9	MO	53.59
77	Becker, Tess	9	MO	53.59
79	Stein, Heidi	9	CK	53.64
80	Paskey, Ellen	9	CK	53.66
81	Bruce, Kelly	9	HF	54.03
81	Becker, Rachel	9	NK	54.03
83	Smith, Sarah	9	MI	54.08
84	Vakili, Hannah	10	RW	54.61
85	Roark, Jenna	10	NK	54.67
86	Macguidwin, Julie	10	PC	54.89
87	Schroeder, Hilary	9	CK	54.90
88	Saad, Lauren	9	MO	55.43
89	Friske, Kelly	10	HF	55.55
90	Levin, Emily	9	SW	56.84
91	Barden, Emily	9	MO	57.13
92	Endres, Laurin	9	PC	57.92
93	Grooms, Hannah	9	MI	58.34
94	George, Kelsey	10	CK	58.89
95	Hinahara, Jordan	10	HP	58.90
96	Allison, Lesley	9	WS	59.20
97	Armstrong, Elizabeth	10	RW	59.39
98	Cornwell, Emma	9	PC	1:00.58
99	Harrington, Christine	9	NK	1:01.05
100	Kellerhuis, Jennifer	10	CK	1:01.49
101	Ladick, Sadie	9	SW	1:02.48
102	Stankiewicz, Kristen	9	MI	1:03.12
103	Cleary, Erin	10	RW	1:03.58
104	Walker, Bethany	9	HP	1:09.17
--	Brown, Courtney	10	SW	DQ
--	Lein, Britta	9	SE	DQ
--	Taylor, Saskia	10	SW	DQ
--	Hayes, Alison	9	HP	DQ
--	Lord, Erynn	9	RW	DQ
--	Farnsworth, Kate	10	WS	DQ
--	Graber, Brittany	10	MO	DQ
--	Sekelsky, Megan	10	NK	DQ
--	Roach, MACKENZIE	10	RW	DQ
--	Lorentzen, Amanda	10	MI	DQ
--	Larson, Payton	9	SW	DQ
--	Rice, Sarah	10	MB	DQ
--	Berry, Kate	9	MI	DQ
--	Morrisk, Katie	9	MI	DQ

Event 53 Girls 9-10 50 Yard Butterfly

All City-Y: *	30.87	7/28/2000	Abby Soderholm - Maple Bluff	
All City-M: !	32.92	1999	Alison Grinde - Seminole	
SW Pool-Y: #	30.87	7/28/2000	Abby Soderholm - Maple Bluff	
Name		Age Team	Prelims	Finals

```

=====
A - Final
 1 Soderholm, Abby          10 MB          30.87*        31.72
 2 Perlkin, Hannah         10 SW          33.07          33.72
 3 Kyweluk, Moira          10 HF          33.77          33.85
 4 Beckwith, Danielle      10 MI          33.27          33.95
 5 Jones, Hannah           10 RW          35.56          34.85
 6 Boyle, Patricia         10 MI          34.81          35.15
 7 Evans, Mary             10 PC          35.79          36.64
 8 Martin, Hayley          9  MO          33.98          37.07
B - Final
 9 Martin, Ruby            9  CK          37.20          35.31
10 Bradbury, Jillian       10 MB          36.68          36.59
11 Knaebe, Bronwyn         10 HF          37.82          37.94
12 Mundt, Abby             9  WS          36.83          38.00
13 Anderson, Katherine    10 PC          37.33          38.11
14 Johnson, Kelsey         10 RW          39.52          39.74
15 Silkiewitz, Shannon    10 MI          38.74          40.62
16 Ireland, Molly          9  SE          38.90          40.97
Preliminaries
17 Saftchick, Lauren      10 MI          39.87
18 Wilton, Kristina       10 PC          40.01
19 Ouellette, Nicole      10 HP          40.69
20 Stein, Claire           9  MO          41.20
21 Petska, Allison        10 MI          41.68
22 Burdick-Evenson, Erin  10 HF          45.93
23 Welton, Stephanie      9  MI          46.89
24 Hartung, Alyssa        9  HP          47.03
25 Geier, Ellen           10 WS          47.07
26 Postel, Hannah         9  MB          47.27
27 Kurth, Angela          10 SE          49.90
28 Schwei, Jenny          10 SE          49.97
29 Paskey, Ellen          9  CK          52.25
30 Morgan, Shannon        10 MI          53.09
31 Ryan, Kirsten          9  CK          54.42
32 Gaston, Anne           9  RW          55.22
33 Searer, Michelle       9  NK          1:02.36
34 Harrington, Christine  9  NK          1:06.24
-- D'Orazio, Alyssa      9  NK          DQ
-- Duffey, Katie         9  MO          DQ
-- Vandermause, Renee   10 SW          DQ
=====

```

Event 63 Girls 9-10 200 Yard Freestyle Relay

```

=====
All City-Y: * 2:04.11 1985      Ridgewood
                J. Bryant, K. Carroll, K. Maddox, A. Wolosz
All City-M: ! 2:16.84 1994      Parkcrest
                M. Boncyk, K. Priest, J. Luetke, J. Evans
SW Pool-Y: # 2:04.71 1977      Ridgewood
Team                                                    Finals
=====
 1 Monona Swim/Dive Club 'A'                2:06.30
 2 Middleton 'A'                2:06.95
 3 Maple Bluff Swim Team 'A'        2:08.53
 4 Parkcrest 'A'                2:09.74
 5 Ridgewood 'A'                2:10.79
 6 Hill Farm Swim Club 'A'         2:12.50
 7 Shorewood 'A'                2:12.90
 8 Seminole Swim Team 'A'         2:16.71
 9 Cherokee Swim Team 'A'        2:21.25
10 Middleton 'B'                x2:21.95
11 Monona Swim/Dive Club 'B'       x2:23.32
12 High Point 'A'                2:23.61
13 Parkcrest 'B'                x2:28.93
=====

```

14	Ridgewood	'B'	x2:29.06
15	Shorewood	'C'	x2:30.37
16	Middleton	'C'	x2:30.99
17	Middleton	'D'	x2:33.48
18	West Side Swim Club	'B'	2:33.76
19	Parkcrest	'C'	x2:34.95
20	Cherokee Swim Team	'B'	x2:35.52
21	Shorewood	'B'	x2:35.72
22	Ridgewood	'C'	x2:36.68
23	High Point	'B'	x2:38.00
24	Seminole Swim Team	'C'	x2:39.53
25	West Side Swim Club	'C'	x2:40.98
26	Monona Swim/Dive Club	'C'	x2:42.56
27	Seminole Swim Team	'B'	x2:42.98
28	Hill Farm Swim Club	'B'	x2:43.05
29	Shorewood	'D'	x2:43.76
30	Maple Bluff Swim Team	'B'	x2:45.18
31	Ridgewood	'D'	x2:46.11
32	Cherokee Swim Team	'C'	x2:48.84
33	Middleton	'E'	x2:49.60
34	Monona Swim/Dive Club	'D'	x2:49.93
35	Middleton	'F'	x2:51.48
36	Hill Farm Swim Club	'C'	x2:53.88
37	West Side Swim Club	'D'	x2:54.20
38	Seminole Swim Team	'D'	x2:54.24
39	Nakoma	'A'	2:56.40
40	Hill Farm Swim Club	'D'	x2:57.62
41	Parkcrest	'D'	x2:58.19
42	Ridgewood	'E'	x3:03.65
43	Cherokee Swim Team	'D'	x3:04.25
44	Shorewood	'E'	x3:06.58
45	High Point	'C'	x3:07.79
46	Monona Swim/Dive Club	'E'	x3:10.89
47	Nakoma	'B'	x3:12.12
48	Middleton	'G'	x3:16.88
49	Middleton	'H'	x3:19.11
50	Shorewood	'F'	x3:24.11
51	Ridgewood	'F'	x3:35.99
52	Seminole Swim Team	'E'	x3:42.74
--	West Side Swim Club	'A'	DQ

All City League Championship

2000 Madison All City Swim Meet - 7/27/2000 to 7/29/2000
Results

Event 4 Boys 9-10 200 Yard Medley Relay

```

=====
All City-Y: * 2:19.36 1996 Westside
                M. Hudson, A. Lerner, E. Welton, S. Heusinger
All City-M: ! 2:32.27 1989 Hill Farm
                J. Dold, S. Center, S. Koziar, B. Wainger
SW Pool-Y: # 2:25.72 1977 Nakoma
Team                                                    Finals
=====
1 Shorewood 'A'                                         2:30.88
2 High Point 'A'                                       2:31.04
3 Ridgewood 'A'                                        2:31.94
4 Parkcrest 'A'                                       2:35.11
5 Middleton 'A'                                        2:35.71
6 Seminole Swim Team 'A'                              2:42.63
7 Ridgewood 'B'                                       x2:52.10
8 Hill Farm Swim Club 'A'                             2:52.14
9 Cherokee Swim Team 'A'                              2:54.19
10 Ridgewood 'C'                                       x2:59.33
11 Shorewood 'B'                                       x2:59.68
12 Maple Bluff Swim Team 'A'                           3:04.09
13 Shorewood 'C'                                       x3:08.12
14 Nakoma 'A'                                          3:08.44
15 Monona Swim/Dive Club 'A'                           3:10.66
16 Middleton 'B'                                       x3:12.56
17 Ridgewood 'D'                                       x3:13.47
18 Seminole Swim Team 'B'                              x3:15.52
19 Nakoma 'B'                                          x3:24.54
20 Ridgewood 'E'                                       x3:29.71
21 Middleton 'D'                                       x3:40.54
22 Seminole Swim Team 'C'                              x3:45.29
23 West Side Swim Club 'B'                             3:47.08
24 Monona Swim/Dive Club 'B'                           x4:00.05
-- Middleton 'E'                                       DQ
-- Parkcrest 'B'                                       DQ
-- Hill Farm Swim Club 'B'                             DQ
-- West Side Swim Club 'A'                             DQ
-- Ridgewood 'F'                                       DQ
-- Middleton 'C'                                       DQ
-- Cherokee Swim Team 'B'                             DQ
=====

```

Event 14 Boys 9-10 50 Yard Freestyle

```

=====
All City-Y: * 27.99 1977 Glenn Messner - Nakoma
All City-M: ! 31.30 1998 Derek Murphy - Ridgewood
SW Pool-Y: # 27.99 1980 Jeff Fletcher - Westside
Name           Age Team           Prelims     Finals
=====
A - Final
1 Noltemeyer, Aaron      10 RW           30.73      30.43
2 Cooper, Daniel         10 SW           31.38      31.53
3 Danilov, Misha         9  MI           31.94      31.61
4 Bauch, Chris           10 SW           32.42      32.19
5 Kellogg, Logan         10 HF           32.63      32.22
6 Girdley, Ian           10 RW           32.20      32.31
7 Welton, John           9  WS           33.01      32.87
8 Mungovan, Charlie     10 MI           33.06      33.75
B - Final
9 Johnston, Peter        10 PC           33.43      34.29
10 Zimmerman, Jeff       10 MI           35.03      34.68
=====

```

11 Seward, Matthew	10 SW	34.71	34.99
12 Mathews, Alex	9 HF	35.22	35.64
13 Staiger, Matt	10 SW	35.04	35.92
14 Hurley, Drew	10 HF	34.88	36.21
15 Meloy, Patrick	9 PC	35.11	36.40
16 Shapiro, Jacob	10 SW	35.56	36.47
Preliminaries			
17 Stangel, Griffin	10 SW	35.56	J
18 McClurg, Brian	9 PC	35.82	J
19 Reynolds, Elijah	10 SW	35.82	J
20 Gilbertson, Jonny	10 MI	35.86	
21 Curtin, Joey	9 NK	36.11	
22 Langum, Eric	10 CK	36.27	
23 Mahaffey, Devin	10 HP	36.34	
24 Schwartz, Sam	10 SW	36.71	
25 Otis, Shaun	9 CK	37.10	
26 Hinkes, Travis	9 HF	37.52	
27 Welsch, Spencer	10 RW	37.53	
28 Brown, Ryan	10 RW	37.90	
29 Balkin, Ari	10 HP	38.15	
30 Trautman, Daniel	10 MI	38.38	
31 Lindholm, Jeff	10 HF	38.74	
32 Zoladz, Robby	9 RW	38.75	
33 Hoerning, Steven	9 HF	38.96	
34 Schuler, Sam	10 MB	39.07	
35 Otis, Kyle	9 CK	39.16	
36 Gilbertson, Jordan	10 MI	39.20	
37 Longo, Timmy	9 NK	39.27	
38 Macfarlane, Matt	10 RW	39.28	
39 Malofsky, Ethan	9 SE	39.46	
40 Slattery, Jimmy	10 SE	39.61	
41 Lindholm, Matt	10 HF	39.66	
41 Berkvam, Jake	9 WS	39.66	
43 Binkowski, Mark	10 MB	39.84	
44 Kamp, Justin	10 MO	40.06	
45 Gardner, Will	9 PC	40.14	
46 D'Orazio, John	10 NK	40.17	
47 Dolinsky, Michael	9 SE	40.43	
48 Horn, Matthew	9 MI	40.45	
49 Jaffe, Max	9 SW	40.58	
50 O'Connor, Joseph	9 SE	40.78	
51 Bils, Zach	9 RW	40.91	
52 Govier, David	9 CK	40.96	
53 Hatch, Zachary	9 MI	40.98	
54 Wabers, Christiaan	9 HF	41.22	
55 Kraemer, Danny	10 RW	41.30	
55 Keehn, John	9 NK	41.30	
57 Spivey, Charles	10 PC	41.33	
58 Zingg, Corey	9 RW	41.66	
59 Broadbridge, Nate	9 RW	41.68	
60 Elfman, Corey	9 SE	41.99	
61 Sielaff, Chris	9 PC	42.58	
62 Thoresen, Graham	9 MO	42.61	
63 Anlauf, Austin	9 MI	42.74	
64 George, Nicky	9 CK	43.11	
65 Battaglia, Christophe	9 MI	43.50	
66 Finger, Kip	9 CK	43.57	
67 Berkenstadt, Brad	9 MB	43.58	
68 Becker, Michael	9 HF	43.59	
69 Shabaz, John	9 CK	43.81	
70 Meinholz, Andrew	10 MI	44.30	
71 Hobbins, Mitch	9 CK	44.39	
72 Olson, Adam	10 CK	44.53	
73 Frey, Wyatt	9 MO	44.74	
74 Cohn, Sam	10 SW	45.91	

75 Opsal, Tim	10 RW	46.85
76 Przybelski, Alexander	10 RW	47.28
77 Klanchnik, Ben	9 MI	47.31
78 Stamm, Mitchell	9 RW	47.37
79 Virnoche, Nicholas	9 SE	48.29
80 Clancy, Patrick	10 MO	49.00
81 Revello, Michael	9 WS	49.01
82 Juris, Matthew	9 MI	49.08
83 Shultz, Julian	9 RW	50.73
84 Spiewak, Matthew	10 MI	51.43
85 Gould, Brendan	9 MI	51.44
86 Kirton, Micheal	10 NK	51.68
87 Kurth, Gregory	9 SE	51.94
88 Zutz, Andrew	9 MI	54.47
89 Schuchardt, Danny	9 RW	55.08
90 McCormick, Timmy	9 RW	56.25
91 Beld, Alex	9 RW	58.56
92 Emery, Peter	9 MI	59.24
93 Hyde, Andy	10 MO	59.37
94 Patton, Connor	9 MO	1:00.52
95 Decker, Joey	9 NK	1:01.12
96 Haugen, Marcus	10 PC	1:08.90

Event 24 Boys 9-10 50 Yard Backstroke

=====				
All City-Y: *	34.49	1978	Tom Senn - Shorewood	
All City-M: !	36.06	1993	Paul Brehm - Ridgewood	
SW Pool-Y: #	34.26	1997	Kyle Foust - Shorewood	
Name	Age	Team	Prelims	Finals
=====				
A - Final				
1 Kuecker, Christopher	9	HP	35.51	35.56
2 Girdley, Ian	10	RW	37.97	37.86
3 Cooper, Daniel	10	SW	38.43	37.94
4 Booske, Kevin	10	PC	38.03	38.27
5 Meister, Brian	10	HP	40.27	38.89
6 Hedges, Alden	10	RW	37.55	39.34
7 Stone, Sam	10	HP	39.43	40.09
8 Misener, Kevin	9	SE	41.03	41.02
B - Final				
9 Moser, Erik	9	CK	43.55	40.23
10 Mowbray, Reese	10	RW	42.00	41.31
11 Mullee, Justin	9	RW	42.72	42.45
12 Schwellinger, Quinn	9	WS	42.35	42.73
13 Gilbertson, Jonny	10	MI	43.99	42.86
14 Lindau, Elias	10	HF	43.09	43.02
15 Mathews, Alex	9	HF	44.09	43.31
16 Welsch, Spencer	10	RW	42.47	43.95
Preliminaries				
17 Behrend, Keith	9	RW	44.10	
18 Kinney, Kasey	9	CK	44.72	
19 Seward, Matthew	10	SW	45.79	
20 Szotkowski, Peter	9	RW	46.27	
20 Gerdes, Daniel	10	SE	46.27	
22 O'Meara, Colin	10	MB	46.34	
23 Finger, Kip	9	CK	46.68	
24 Kamp, Justin	10	MO	47.66	
25 Bridges, Eric	9	SE	47.80	
26 Curtin, Joey	9	NK	48.34	
27 McClurg, Brian	9	PC	48.43	
28 Monday, Alexander	10	NK	48.64	
29 Kubek, Sam	9	MI	48.78	
30 Malofsky, Ethan	9	SE	48.83	
31 Frey, Wyatt	9	MO	49.15	
32 Berkenstadt, Brad	9	MB	49.18	

33	Clark-Davis, Eli	9	SW	49.38
34	Anlauf, Austin	9	MI	49.52
35	Dolinsky, Michael	9	SE	49.93
36	Jung, Joe	9	RW	50.13
37	Gardner, Will	9	PC	50.44
38	Meinholz, Andrew	10	MI	50.56
39	Schuler, Sam	10	MB	51.03
40	Shultz, Julian	9	RW	52.03
41	Opsal, Tim	10	RW	54.71
42	Slattery, Jimmy	10	SE	56.08
43	Macfarlane, Matt	10	RW	57.22
44	Balkin, Ari	10	HP	57.23
45	Juris, Matthew	9	MI	58.33
46	Bange, Andrew	9	SE	58.63
47	Kraemer, Danny	10	RW	1:00.79
48	Cohn, Sam	10	SW	1:00.92
49	Kirton, Micheal	10	NK	1:02.51
50	Virnoche, Nicholas	9	SE	1:03.85
51	Schuchardt, Danny	9	RW	1:06.11
52	Carroll, Brendan	10	SW	1:07.50
53	Emery, Peter	9	MI	1:11.03
54	Decker, Joey	9	NK	1:16.25
55	Haugen, Marcus	10	PC	1:25.33
--	Elfman, Corey	9	SE	DQ
--	Kurth, Gregory	9	SE	DQ
--	Thoresen, Graham	9	MO	DQ
--	Gosselin, Danny	9	RW	DQ

Event 34 Boys 9-10 100 Yard IM

=====					
All City-Y: *		1:12.03	1977	Glenn Messner - Nakoma	
All City-M: !		1:19.55	1980	Jeff Fletcher - Westside	
SW Pool-Y: #		1:12.03	1977	Glenn Messner - Nakoma	
Name	Age	Team	Prelims	Finals	
=====					
A - Final					
1	Kuecker, Christopher	9	HP	1:16.91	1:15.14
2	Noltemeyer, Aaron	10	RW	1:18.99	1:19.74
3	Manuelli, Lucas	9	SW	1:22.82	1:20.77
4	Johnson, Chris	10	PC	1:21.56	1:22.73
5	Snapper, Josh	10	SE	1:27.85	1:27.21
6	Johnson, Alex	10	MB	1:26.25	1:28.10
7	Hedges, Alden	10	RW	1:27.08	1:28.45
8	Kellogg, Logan	10	HF	1:27.56	1:30.86
B - Final					
9	Meister, Brian	10	HP	1:29.11	1:27.00
10	Moser, Erik	9	CK	1:34.75	1:28.89
11	Hartlaub, Joel	10	SE	1:29.26	1:31.24
12	Radloff, Michael	10	MI	1:30.33	1:31.40
13	Ritchie, Patrick	9	RW	1:31.95	1:32.01
14	Misener, Kevin	9	SE	1:34.68	1:34.00
15	Morgan, Tim	10	WS	1:36.41	1:34.61
--	Danilov, Misha	9	MI	1:29.79	DQ
Preliminaries					
17	Kinney, Kasey	9	CK	1:38.29	
18	Schwellinger, Quinn	9	WS	1:38.80	
19	Hurley, Drew	10	HF	1:39.10	
20	Kondrasuk, Aaron	9	MO	1:39.73	
21	Paschke, Aaron	9	HP	1:41.73	
22	Hinkes, Travis	9	HF	1:42.32	
23	Selbach, Kyle	9	WS	1:45.44	
24	Dewey, Carlton	9	NK	1:45.74	
25	Bodilly, Joel	10	RW	1:46.49	
26	Foust, James	9	SW	1:47.31	

27	Cosgrove, Connor	9	NK	1:48.57
28	Lindholm, Matt	10	HF	1:49.22
29	Otis, Kyle	9	CK	1:50.24
30	Clark-Davis, Eli	9	SW	1:51.57
31	Camillo, Andrew	10	NK	1:52.06
32	Govier, David	9	CK	1:55.13
--	Lindau, Elias	10	HF	DQ
--	Miskowski, Ben	10	SW	DQ
--	Becker, Matt	10	MO	DQ

Event 44 Boys 9-10 50 Yard Breaststroke

=====					
All City-Y: *	36.43	1996	Chris Miedaner - Parkcrest		
All City-M: !	40.24	1990	Brett Wainger - Hill Farm		
SW Pool-Y: #	37.46	1983	Brad Smith - Shorewood		
Name		Age Team	Prelims	Finals	
=====					
A - Final					
1	Zimmerman, Jeff	10	MI	43.22	41.60
2	Ver Voort, Michael	10	SE	42.62	41.87
3	Snapper, Josh	10	SE	42.56	42.14
4	Johnston, Peter	10	PC	44.19	42.66
5	Mungovan, Charlie	10	MI	43.98	44.37
5	Ritchie, Patrick	9	RW	44.42	44.37
7	Loch, Spencer	10	RW	45.03	44.73
8	Paschke, Aaron	9	HP	45.47	45.07
B - Final					
9	Miskowski, Ben	10	SW	45.81	46.07
10	Kondrasuk, Aaron	9	MO	45.89	46.17
11	Horn, Matthew	9	MI	47.31	46.47
12	Wanke, James	10	MO	47.35	46.75
13	Selbach, Kyle	9	WS	46.57	46.99
14	Jaffe, Max	9	SW	46.55	47.11
15	Otis, Shaun	9	CK	47.21	47.49
16	Bennwitz, Kyle	9	RW	46.38	47.87
Preliminaries					
17	Morgan, Tim	10	WS	48.44	
18	Hartlaub, Joel	10	SE	48.88	
19	Mahaffey, Devin	10	HP	49.34	
20	Brown, Ryan	10	RW	49.47	
21	Schwartz, Sam	10	SW	49.55	
22	Zoladz, Robby	9	RW	50.31	
23	Berkvam, Jake	9	WS	50.99	
24	Battaglia, Christophe	9	MI	51.03	
25	O'Meara, Colin	10	MB	51.04	
26	Wabers, Christiaan	9	HF	51.10	
27	Becker, Matt	10	MO	51.35	
28	Gilbertson, Jordan	10	MI	51.46	
29	Trautman, Daniel	10	MI	51.53	
30	Meloy, Patrick	9	PC	51.62	
31	Keehn, John	9	NK	52.36	
32	Stangel, Griffin	10	SW	52.90	
33	Camillo, Andrew	10	NK	53.51	
34	Revello, Michael	9	WS	53.53	
35	Spivey, Charles	10	PC	53.76	
36	Longo, Timmy	9	NK	54.18	
37	Bridges, Eric	9	SE	54.28	
38	McCormick, Timmy	9	RW	54.34	
39	Stamm, Mitchell	9	RW	54.93	
40	Dewey, Carlton	9	NK	55.00	
41	D'Orazio, John	10	NK	55.15	
42	Kubek, Sam	9	MI	56.01	
43	Binkowski, Mark	10	MB	56.45	
44	Bodilly, Joel	10	RW	56.90	
45	O'Connor, Joseph	9	SE	58.00	

46	Sielaff, Chris	9	PC	58.34
47	Langum, Eric	10	CK	58.62
48	Gosselin, Danny	9	RW	1:02.22
49	Bils, Zach	9	RW	1:03.38
50	Beld, Alex	9	RW	1:04.89
51	Bange, Andrew	9	SE	1:07.90
52	Patton, Connor	9	MO	1:12.06
--	Klanchnik, Ben	9	MI	DQ
--	Hobbins, Mitch	9	CK	DQ
--	Olson, Adam	10	CK	DQ
--	Becker, Michael	9	HF	DQ
--	Przybelski, Alexander	10	RW	DQ
--	Gould, Brendan	9	MI	DQ
--	Zingg, Corey	9	RW	DQ
--	Hyde, Andy	10	MO	DQ
--	Spiewak, Matthew	10	MI	DQ
--	Zutz, Andrew	9	MI	DQ
--	Shabaz, John	9	CK	DQ
--	Hatch, Zachary	9	MI	DQ
--	Hoerning, Steven	9	HF	DQ

Event 54 Boys 9-10 50 Yard Butterfly

=====				
All City-Y: *	30.91	1984	Matthew Matteson - Monona	
All City-M: !	34.51	1989	Scott Koziar - Hill Farm	
SW Pool-Y: #	30.91	1984	Matthew Matteson - Monona	
Name	Age	Team	Prelims	Finals
=====				
A - Final				
1	Manuelli, Lucas	9 SW	34.76	35.89
2	Johnson, Alex	10 MB	37.84	36.14
3	Johnson, Chris	10 PC	37.07	37.00
4	Booske, Kevin	10 PC	37.53	37.19
5	Welton, John	9 WS	39.86	39.70
6	Radloff, Michael	10 MI	39.29	40.07
7	Mowbray, Reese	10 RW	42.87	42.28
8	Stone, Sam	10 HP	41.56	42.64
B - Final				
9	Gerdes, Daniel	10 SE	44.36	44.01
10	Loch, Spencer	10 RW	43.62	44.36
11	Ver Voort, Michael	10 SE	45.57	44.72
12	Bauch, Chris	10 SW	43.10	44.80
13	Bennwitz, Kyle	9 RW	47.74	48.60
14	Cosgrove, Connor	9 NK	47.79	50.22
15	Staiger, Matt	10 SW	47.80	50.30
16	Shapiro, Jacob	10 SW	47.57	54.41
Preliminaries				
17	Foust, James	9 SW	47.88	
18	Behrend, Keith	9 RW	49.20	
19	Reynolds, Elijah	10 SW	50.93	
20	Szotkowski, Peter	9 RW	51.63	
21	Jung, Joe	9 RW	54.98	
22	Mullee, Justin	9 RW	55.52	
23	Clancy, Patrick	10 MO	1:04.40	
--	Wanke, James	10 MO	DQ	
--	Broadbridge, Nate	9 RW	DQ	
--	Monday, Alexander	10 NK	DQ	

Event 64 Boys 9-10 200 Yard Freestyle Relay

=====				
All City-Y: *	2:04.86	1992	Middleton	
			D. Mazur, B. Jackson, C. Richard, M. Shaw	
All City-M: !	2:17.22	1989	Hill Farm	
			J. Dold, S. Center, B. Wainger, S. Koziar	

SW Pool-Y: # 2:07.20 1981 Shorewood
 K. Whalen, P. Zana, N. Lynch, C. Mann

Team	Finals
1 Shorewood 'A'	2:11.86
2 Ridgewood 'A'	2:14.00
3 Middleton 'A'	2:15.22
4 Parkcrest 'A'	2:16.21
5 High Point 'A'	2:18.77
6 Seminole Swim Team 'A'	2:23.38
7 Hill Farm Swim Club 'A'	2:24.24
8 Cherokee Swim Team 'A'	2:28.88
9 Shorewood 'B'	x2:29.92
10 Ridgewood 'B'	x2:30.07
11 West Side Swim Club 'A'	2:30.14
12 Middleton 'B'	x2:32.83
13 Maple Bluff Swim Team 'A'	2:34.08
14 Ridgewood 'C'	x2:38.29
15 Nakoma 'A'	2:39.68
16 Seminole Swim Team 'B'	x2:43.68
17 Monona Swim/Dive Club 'A'	2:45.15
18 Shorewood 'C'	x2:45.31
19 Ridgewood 'D'	x2:45.85
20 Cherokee Swim Team 'B'	x2:47.44
21 Hill Farm Swim Club 'B'	x2:47.55
22 Nakoma 'B'	x2:47.94
23 Ridgewood 'E'	x2:50.25
24 Middleton 'C'	x2:55.15
25 Middleton 'D'	x3:07.17
26 West Side Swim Club 'B'	x3:08.53
27 Seminole Swim Team 'C'	x3:11.51
28 Parkcrest 'B'	x3:15.81
29 Monona Swim/Dive Club 'B'	x3:23.06
30 Ridgewood 'F'	x3:29.59
31 Middleton 'E'	x3:47.40

All City League Championship

2000 Madison All City Swim Meet - 7/27/2000 to 7/29/2000
Results

Event 5 Girls 11-12 200 Yard Medley Relay

```

=====
All City-Y: * 2:00.83 1996      Ridgewood
                M. Retelle, K. Glaze, K. Marshall, C. Mowbray
All City-M: ! 2:13.72 1987      Ridgewood
                K. Maddox, J. Bryant, A. Wolosz, J. Frattinger
SW Pool-Y: # 2:04.40 7/29/2000  Seminole Swim Team
                E MISENER, C HALL, A GRINDE, L SCHLAGETER
Team                                                    Finals
=====
1 Seminole Swim Team 'A'                                2:04.40#
2 Ridgewood 'A'                                          2:04.72
3 Middleton 'A'                                          2:05.99
4 Shorewood 'A'                                          2:08.16
5 Monona Swim/Dive Club 'A'                             2:10.22
6 Middleton 'B'                                          x2:13.36
7 High Point 'A'                                         2:14.47
8 Parkcrest 'A'                                         2:15.80
9 West Side Swim Club 'B'                               2:17.20
10 Cherokee Swim Team 'A'                              2:18.52
11 Ridgewood 'B'                                         x2:18.88
12 Monona Swim/Dive Club 'B'                            x2:19.04
13 Hill Farm Swim Club 'A'                             2:20.33
14 Shorewood 'B'                                         x2:22.95
15 Seminole Swim Team 'B'                               x2:23.31
16 Ridgewood 'C'                                         x2:23.67
17 Nakoma 'A'                                           2:24.51
18 Middleton 'C'                                         x2:27.58
19 Ridgewood 'D'                                         x2:27.77
20 Maple Bluff Swim Team 'A'                            2:27.94
21 Ridgewood 'E'                                         x2:29.68
22 Cherokee Swim Team 'B'                               x2:32.08
23 Monona Swim/Dive Club 'C'                            x2:32.67
24 Shorewood 'C'                                         x2:33.91
25 Parkcrest 'B'                                         x2:36.17
26 Hill Farm Swim Club 'B'                              x2:36.18
27 Ridgewood 'F'                                         x2:37.08
28 Parkcrest 'C'                                         x2:41.90
29 West Side Swim Club 'A'                              x2:43.32
30 Middleton 'E'                                         x2:44.15
31 Monona Swim/Dive Club 'D'                            x2:44.49
32 High Point 'C'                                        x2:45.41
33 Seminole Swim Team 'D'                              x2:46.96
34 Ridgewood 'G'                                         x2:47.74
35 Cherokee Swim Team 'C'                              x2:48.50
36 Nakoma 'B'                                           x3:00.84
37 Middleton 'F'                                         x3:05.81
38 Monona Swim/Dive Club 'E'                            x3:08.62
39 Parkcrest 'D'                                         x3:13.65
40 West Side Swim Club 'C'                              x3:26.74
-- Shorewood 'D'                                        DQ
-- Middleton 'G'                                        DQ
-- Seminole Swim Team 'C'                              DQ
-- High Point 'B'                                       DQ
-- Seminole Swim Team 'E'                              DQ
-- Ridgewood 'H'                                        DQ
-- Middleton 'D'                                        DQ
-- Ridgewood 'I'                                        DQ
=====

```

Event 15 Girls 11-12 50 Yard Freestyle

Name	Age	Team	Prelims	Finals
All City-Y: * 25.94	1996	Claire Mowbray - Ridgewood		
All City-M: ! 29.08	1993	Noelle Washburn - Shorewood		
SW Pool-Y: # 26.19	1991	Kathy Preston - Cherokee		
=====				
A - Final				
1 Sorber, Lily	12	HP	26.88	26.32
2 Schmelzer, Annie	12	WS	27.33	26.86
3 Schwager, Kelsey	12	MI	27.24	27.18
4 Schlageter, Laura	12	SE	27.52	27.26
5 Birk, Melanie	12	RW	28.06	27.47
6 Koehler, Kelsey	12	CK	27.90	27.77
7 Stroess, Heather	11	MO	27.93	28.14
8 Lund, Abby	11	PC	28.31	28.73
B - Final				
9 Gage, Rachel	12	RW	28.61	28.65
10 Bowen, Emily	11	MO	28.66	28.88
11 Anderson, Madeline	11	HF	28.90	28.96
12 Peterson, Renee	12	MI	28.94	29.17
13 Kuhn, Emily	12	NK	29.23	29.19
14 Veerman, Courtney	11	HP	29.00	29.24
15 Chamberlain, Aubrey	12	WS	29.12	29.25
16 Hayes, Justine	11	RW	28.92	29.49
Preliminaries				
17 Kucher, Greta	11	MO	29.24	
18 Jarzemsky, Stephanie	12	MI	29.36	
19 Kramer, Anna	12	SW	29.52	
20 Nichols, Katelyn	12	MI	29.84	
21 Lehman, Beckie	12	PC	29.91	
22 Hinkes, Rachel	12	HF	29.93	
23 Stoehr, Jennifer	11	MB	29.97	
24 Clauss, Eulalia	11	SW	30.02	
25 Hubbard, Marie	12	HF	30.12	
26 Timmins, Allison	12	SE	30.23	
27 Burton, Rose	12	HP	30.29	
28 Petska, Carolyn	12	MI	30.38	
29 Sandor, Anna	12	SE	30.58	
30 Triller, Nicole	12	RW	30.71	
31 Kane, Allison	12	RW	30.94	
32 Milanowski, Grace	12	MI	30.96	
33 Remington, Katie	12	SW	31.01	
34 Shabaz, Emily	12	CK	31.07	
35 Talbot, Jessie	12	CK	31.23	
36 Hartlaub, Caitlin	12	SE	31.26	
36 Klemme, Amy	12	HF	31.26	
38 Woodward, Erin	11	RW	31.39	
39 Walsh-Felz, Aria	11	HP	31.49	
40 Quigley, Kathleen	11	CK	31.50	
41 Zeman, Hannah	12	HP	31.52	
42 Boyd, Shannon	12	PC	31.62	
43 Peppler, Kara	12	RW	31.72	
44 Hoesly, Anne	12	WS	31.76	
45 Tokach, Lizzy	11	MI	31.77	
46 Bar-Av, Ilana	12	RW	31.84	
47 Adsit, Sara	11	PC	31.89	
48 Eisch, Stephanie	12	MO	32.08	
49 Bradley, Jenna	12	MI	32.21	
50 Zeman, Libby	12	HP	32.29	
51 Sveum, Kelsey	11	NK	32.30	
52 Grow, Cassidy	12	MO	32.38	
53 Gazeley, Alicia	12	MI	32.45	
53 Jaffe, Olwen	12	SW	32.45	
55 Zutz, Amelia	12	MI	32.47	
56 Taylor, Johanna	11	RW	32.55	

57	Kay, Allison	12	SW	32.56
58	Meloy, Molly	12	PC	32.63
59	Rosenberg, Tori	12	NK	32.70
60	Taylor, Becky	12	PC	32.82
61	Scholz, Betsy	12	SW	32.83
62	O'Brien, Caitlin	11	SW	32.85
63	Vesperman, Sarah	12	SE	33.00
64	Makey, Morgan	12	HP	33.15
65	Loniello, Elizabeth	12	MO	33.27
66	Johnson, Sierra	12	RW	33.28
67	Siegenthaler, Nicole	12	RW	33.34
68	Meier, Keeley	12	HP	33.38
69	Daniels, Gera	12	HP	33.45
70	Kondrasuk, Jenny	11	MO	33.56
71	Kramer, Clarissa	12	RW	33.63
71	Ver Hoeve, E.B.	12	HF	33.63
73	Paskey, Libby	12	CK	33.81
74	Kaiksow, Hannah	12	SW	33.92
75	Schaefer, Madeline	11	MO	33.97
76	Martin, Jessica	12	RW	34.09
77	Kuhn, Hannah	11	NK	34.15
78	Strother, Stephanie	12	SW	34.21
79	Merrick, Kristina	12	RW	34.22
80	Govier, Allison	11	CK	34.29
81	Supple, Callie	12	RW	34.32
82	Espinoza, Sara	12	MO	34.44
83	Bowar, Monica	12	MI	34.52
84	Greuel, Karen	11	MO	34.81
85	Amsdell, Amy	12	MI	34.84
86	Erickson, Lindsey	11	SE	35.17
87	Chou, Eyleen	12	HP	35.18
87	Emery, Katie	11	MI	35.18
89	Cagle, Liz	11	PC	35.29
89	Burnette, Laura	12	SW	35.29
91	Reiland, Hannah	11	WS	35.36
92	McClurg, Amanda	11	PC	35.41
93	Svetnicka, Natalie	11	PC	35.45
94	Zimmerer, Eliza	11	SW	35.53
95	Mackenzie, Margaret	12	HF	35.77
96	Meicher, Hillary	11	SW	36.09
97	Gulvik, Ashley	11	MO	36.11
98	Privett, Chelssey	12	MI	36.27
99	Martin, Cathy	11	CK	36.46
100	Geier, Katie	12	WS	36.57
101	Schmitt, Sarah	11	SE	36.61
102	Brummel, Allison	12	RW	36.69
103	Peters, Caitlin	11	MI	36.70
104	Chesnik, Hayley	12	WS	36.76
105	Thimmesch, Sarah	11	NK	36.88
106	Schwenn, Maggie	11	HP	36.95
107	Olsen, Mallery	11	HP	36.96
108	Ryan, Emma	12	CK	36.98
109	Donnelly, Celia	12	PC	37.10
110	Stamm, Maggie	12	RW	37.12
111	Voll, Andrea	12	MI	37.15
112	Umberger, Ashley	11	RW	37.16
112	Schwarz, Brianne	11	MO	37.16
114	Taylor, Natalie	12	MO	37.31
115	Bach, Liz	11	HF	37.58
116	Steffens, Nicole	11	SE	37.60
117	Utterback, Katie	11	MI	37.62
118	Shea, Stephanie	11	SE	38.12
119	Watson, Anna	12	RW	38.69
120	Kazunas, Hana	12	WS	38.94
121	Weisshaar, Kate	12	SW	39.18

122	Schranz, Natalie	11	NK	39.51
123	Wegner, Janessa	11	MI	39.78
124	Farrell, Anna	12	PC	39.87
125	Davidson, Jennifer	12	MO	40.37
126	Mahvi, Allison	11	MI	42.52
127	Williams, Rachel	12	SE	43.17
127	Lord, Emily	11	RW	43.17
129	McHugh, Sinead	12	PC	43.39
130	Locken, Kelsey	11	MI	43.59
131	Carlson, Nicollette	12	RW	43.67
132	Vandenlangenberg, Leah	12	RW	44.66
133	Russell, Nicole	11	MI	44.84
134	McCrum, Molly	12	HP	45.33
135	Brunsell, Emily	11	MI	45.51
136	Ward, Megan	11	PC	45.78
137	Noles-Seiter, Tori	11	MI	47.88
138	Lutz, Andrea	11	SE	48.11
139	Franchino, Kathryn	11	WS	59.54

Event 25 Girls 11-12 50 Yard Backstroke

=====				
All City-Y: *	29.65	1996	Margaret Barry - Maple Bluff	
All City-M: !	32.47	1999	Terri Schramka - Parkcrest	
SW Pool-Y: #	30.25	1995	Jill Bren - Shorewood	
Name	Age	Team	Prelims	Finals
=====				
A - Final				
1	Sorber, Lily	12 HP	31.42	31.46
2	Schwager, Kelsey	12 MI	31.62	31.75
3	Davis, Brenna	12 SW	31.17	31.85
4	Petska, Carolyn	12 MI	33.69	33.17
5	Misener, Elisabeth	11 SE	32.73	33.20
6	Drives, Nicole	11 RW	33.01	33.22
7	Lund, Abby	11 PC	33.35	33.75
8	Homburg, Hayley	12 MO	33.88	33.87
B - Final				
9	Bowen, Emily	11 MO	33.98	34.32
10	Wu, Diane	11 HF	35.77	35.40
11	Allord, Joanna	11 WS	34.50	35.87
12	Hall, Cathryn	11 SE	35.41	35.95
13	Vesperman, Sarah	12 SE	35.53	36.13
14	Hartlaub, Caitlin	12 SE	36.33	36.45
15	Woodward, Erin	11 RW	36.40	36.59
16	Berkenstadt, Becca	12 MB	35.81	36.77
Preliminaries				
17	Goetz, Chantel	12 MO	36.54	
18	Boyd, Shannon	12 PC	36.65	
19	Lehman, Beckie	12 PC	36.68	
20	Kane, Allison	12 RW	36.77	
21	Vidulich, Megan	12 CK	36.81	
22	Panaretos, Agathe	11 RW	36.86	
23	Merrick, Kristina	12 RW	37.21	
24	Waclawik, Gabrielle	12 SW	37.78	
25	Fillingame, Julia	11 HF	38.12	
26	Grow, Cassidy	12 MO	38.91	
27	Zeman, Libby	12 HP	39.44	
28	Beckett, Amy	12 RW	39.51	
29	Adsit, Sara	11 PC	39.82	
30	Myrland, Asia	12 RW	39.89	
31	Triller, Nicole	12 RW	39.92	
32	O'Brien, Caitlin	11 SW	40.28	
33	Zeman, Hannah	12 HP	40.52	
34	Kuhn, Hannah	11 NK	40.53	
35	Wagner, Elizabeth	11 SE	40.56	
35	Hinkes, Rachel	12 HF	40.56	

37	Daniels, Gera	12	HP	40.68
38	Bradley, Jenna	12	MI	40.76
39	Schaefer, Madeline	11	MO	40.94
40	White, Katie	12	RW	41.02
41	Mackenzie, Margaret	12	HF	41.09
42	Kramer, Clarissa	12	RW	41.25
43	Hinz, Brittany	12	MO	41.34
44	Douglas, Katie	11	MB	41.39
45	Bowar, Monica	12	MI	42.25
46	Nametz, Emma	12	RW	42.28
47	Tidd, Heidi	12	RW	42.48
48	Taylor, Natalie	12	MO	42.61
49	Gallagher, Allison	12	RW	42.81
50	Shea, Stephanie	11	SE	43.31
51	Geier, Katie	12	WS	43.57
52	Milanowski, Grace	12	MI	43.65
53	Peters, Joanne	11	MI	43.86
54	Walsh-Felz, Aria	11	HP	43.96
55	Siegenthaler, Nicole	12	RW	44.00
56	Steffens, Nicole	11	SE	44.63
57	Meloy, Molly	12	PC	44.66
58	Reiland, Hannah	11	WS	44.90
59	Schultz, Carolyn	12	CK	45.37
60	Meicher, Hillary	11	SW	45.86
61	Watson, Anna	12	RW	46.12
62	Brummel, Allison	12	RW	46.88
63	McCrum, Molly	12	HP	47.36
64	Engel, Kate	11	CK	47.37
65	Donnelly, Celia	12	PC	47.40
66	Gulvik, Ashley	11	MO	47.48
67	Peters, Caitlin	11	MI	48.18
68	Schmitt, Sarah	11	SE	48.19
69	Schranz, Natalie	11	NK	48.96
70	Utterback, Katie	11	MI	50.41
71	Nelson, Molly	11	WS	52.28
72	Lutz, Andrea	11	SE	52.96
73	Russell, Nicole	11	MI	53.25
74	Vesperman, Tena	11	SE	54.66
75	Carlson, Nicollette	12	RW	57.08
76	Vandenlangenberg, Leah	12	RW	58.20
77	Mahvi, Allison	11	MI	59.65
78	Noles-Seiter, Tori	11	MI	1:00.31
79	Lomasney, Kiki	11	MO	1:00.52
80	Brunsell, Emily	11	MI	1:04.08

Event 35 Girls 11-12 100 Yard IM

=====				
All City-Y: *	1:02.90	1996	Jane Evans - Parkcrest	
All City-M: !	1:11.77	1997	Margaret Barry - Maple Bluff	
SW Pool-Y: #	1:03.65	1991	Kathy Preston - Cherokee	
Name	Age	Team	Prelims	Finals
=====				
A - Final				
1	Grinde, Alison	11 SE	1:05.82	1:03.97
2	Kammel, Leah	12 RW	1:07.27	1:04.42
3	Meuer, Estee	12 MI	1:09.77	1:08.95
4	Souganidis, Ellie	11 SW	1:09.07	1:08.99
5	Noltemeyer, Kara	12 RW	1:11.08	1:10.07
6	Drives, Nicole	11 RW	1:09.68	1:10.83
7	Stroess, Heidi	12 MO	1:10.91	1:11.35
8	Abbs, Elizabeth	12 PC	1:10.96	1:11.57
B - Final				
9	Koehler, Kelsey	12 CK	1:11.58	1:12.55
10	Hartung, Katelyn	11 HP	1:13.30	1:13.17

11	Linzell, Leanna	12	MI	1:13.47	1:13.95
12	Timmins, Allison	12	SE	1:15.22	1:15.26
13	McDorman, Camille	12	NK	1:15.50	1:15.91
14	Misener, Elisabeth	11	SE	1:17.05	1:15.93
15	Allord, Joanna	11	WS	1:16.71	1:18.40
16	Chamberlain, Aubrey	12	WS	1:18.00	1:19.16
Preliminaries					
17	Noltner, Michelle	11	MO	1:18.24	
18	Clauss, Eulalia	11	SW	1:18.41	
19	Hayes, Justine	11	RW	1:18.70	
20	Wu, Diane	11	HF	1:19.07	
21	Vidulich, Megan	12	CK	1:19.41	
22	Hinners, Heidi	12	MI	1:19.54	
23	Panaretos, Agathe	11	RW	1:20.05	
24	Stoehr, Jennifer	11	MB	1:20.84	
25	Bennwitz, Kristina	11	RW	1:20.97	
26	Hegge, Christina	11	SE	1:21.08	
27	Hogard, Diana	12	RW	1:21.20	
28	Hubbard, Marie	12	HF	1:21.99	
29	Nothnagel, Veronica	12	CK	1:22.83	
30	Strub, Andrea	11	RW	1:22.86	
31	Jaffe, Olwen	12	SW	1:22.99	
32	Klemme, Amy	12	HF	1:23.36	
33	Rosenberg, Tori	12	NK	1:23.81	
34	Waclawik, Gabrielle	12	SW	1:24.55	
35	Chou, Eyleen	12	HP	1:24.61	
36	Zimmerman, Danielle	12	MI	1:24.69	
37	Taylor, Becky	12	PC	1:24.80	
38	Luck, Amy	12	PC	1:25.65	
39	Lutz, Kristie	11	MI	1:26.16	
40	Owen, Lee	12	MB	1:26.17	
41	Govier, Allison	11	CK	1:26.69	
42	French, Emily	12	SE	1:26.94	
43	Gentilli, Kara	12	SE	1:29.32	
44	Graf, Mallory	12	CK	1:30.78	
45	Wagner, Elizabeth	11	SE	1:32.82	
46	Kent, Jaci	11	SE	1:34.12	
47	Emmrich, Carly	12	WS	1:36.28	
48	Erickson, Lindsey	11	SE	1:36.89	
49	Flickinger, Kelsey	11	NK	1:38.09	
50	Olsen, Mallery	11	HP	1:38.65	

Event 45 Girls 11-12 50 Yard Breaststroke

=====					
All City-Y: *	33.89	1978	Amy Williamson - Hill Farm		
All City-M: !	35.73	1997	Katherine Marshall - Ridgewood		
SW Pool-Y: #	33.85	1987	Jenny Bryant - Ridgewood		
Name	Age	Team	Prelims	Finals	
=====					
A - Final					
1	Davis, Brenna	12	SW	34.22	34.51
2	Kucher, Greta	11	MO	36.19	35.02
3	Noltemeyer, Kara	12	RW	35.37	35.30
4	Birk, Melanie	12	RW	35.09	35.74
5	Souganidis, Ellie	11	SW	36.28	36.02
6	Stroess, Heather	11	MO	35.65	36.15
7	Schlageter, Laura	12	SE	36.24	36.24
8	Linzell, Leanna	12	MI	36.44	37.13
B - Final					
9	Hinners, Heidi	12	MI	36.62	36.77
10	Anderson, Madeline	11	HF	36.89	37.26
11	Zutz, Amelia	12	MI	37.15	37.35
12	Hall, Cathryn	11	SE	38.40	37.45
13	Abbs, Elizabeth	12	PC	37.95	38.17

14 Owen, Lee	12 MB	38.39	38.22
15 Jarzemsky, Stephanie	12 MI	37.19	38.67
16 McDorman, Camille	12 NK	38.27	38.70
Preliminaries			
17 Eisch, Stephanie	12 MO	38.70	
18 Scholz, Betsy	12 SW	38.71	
19 Zimmerman, Danielle	12 MI	39.68	
20 Loniello, Elizabeth	12 MO	40.05	
21 Espinoza, Sara	12 MO	40.12	
22 Shabaz, Emily	12 CK	40.15	
23 French, Emily	12 SE	40.37	
24 Strub, Andrea	11 RW	40.43	
25 Noltner, Michelle	11 MO	40.50	
26 Douglas, Katie	11 MB	40.64	
27 Myrland, Asia	12 RW	40.79	
28 Makey, Morgan	12 HP	40.96	
29 Forslund, Mia	11 PC	41.24	
30 Hinz, Brittany	12 MO	41.46	
31 Tidd, Heidi	12 RW	41.48	
32 Greuel, Karen	11 MO	41.53	
32 Taylor, Johanna	11 RW	41.53	
34 Amsdell, Amy	12 MI	41.70	
35 Martin, Jessica	12 RW	41.73	
36 Carlson, Anna	12 MI	41.92	
36 Burton, Rose	12 HP	41.92	
38 Pepler, Kara	12 RW	41.96	
39 Kaiksow, Hannah	12 SW	41.99	
40 Olson, Krista	11 WS	42.03	
41 Strother, Stephanie	12 SW	42.06	
42 Oakley, Morgan	11 MI	42.33	
43 Paskey, Libby	12 CK	42.71	
44 Graf, Mallory	12 CK	42.80	
45 Mueller, Nicole	11 MI	42.87	
46 Martin, Cathy	11 CK	42.88	
47 White, Katie	12 RW	42.89	
48 Luck, Amy	12 PC	42.99	
49 Anderson-Goldsworthy, Am	12 RW	43.07	
50 Farrell, Anna	12 PC	43.09	
51 Burnette, Laura	12 SW	43.19	
52 Ver Hoeve, E.B.	12 HF	43.32	
53 Kondrasuk, Jenny	11 MO	43.60	
54 Beckett, Amy	12 RW	43.84	
55 Bar-Av, Ilana	12 RW	43.86	
56 Chesnik, Hayley	12 WS	43.91	
57 Hegge, Christina	11 SE	44.03	
58 Weisshaar, Kate	12 SW	44.07	
59 Supple, Callie	12 RW	44.23	
60 Bach, Liz	11 HF	44.50	
61 Remington, Katie	12 SW	44.74	
61 Gentilli, Kara	12 SE	44.74	
63 Williams, Rachel	12 SE	44.85	
64 Emery, Katie	11 MI	44.92	
65 Umberger, Ashley	11 RW	45.14	
66 Zimmerer, Eliza	11 SW	45.42	
67 Locken, Kelsey	11 MI	45.65	
68 Quigley, Kathleen	11 CK	45.77	
69 Gallagher, Allison	12 RW	45.91	
70 Peters, Joanne	11 MI	46.10	
71 Schwenn, Maggie	11 HP	46.20	
72 Schwarz, Brianne	11 MO	46.23	
73 McClurg, Amanda	11 PC	46.50	
74 Flickinger, Kelsey	11 NK	46.54	
75 Kazunas, Hana	12 WS	49.44	
76 Ryan, Emma	12 CK	49.78	
77 Thimmesch, Sarah	11 NK	50.79	

78 Engel, Kate	11	CK	50.88
79 Gazeley, Alicia	12	MI	52.37
80 Privett, Chelssey	12	MI	53.43
81 Ward, Megan	11	PC	55.09
82 Vesperman, Tena	11	SE	57.00
83 Lomasney, Kiki	11	MO	57.49
84 McHugh, Sinead	12	PC	1:00.69
85 Barg, Kathy	11	PC	1:14.09
-- Stamm, Maggie	12	RW	DQ
-- Wegner, Janessa	11	MI	DQ
-- Davidson, Jennifer	12	MO	DQ
-- Voll, Andrea	12	MI	DQ

Event 55 Girls 11-12 50 Yard Butterfly

```

=====
All City-Y: * 27.42 7/29/2000 Alison Grinde
All City-M: ! 31.01 1995 Jackie Flint - Parkcrest
SW Pool-Y: # 27.42 7/29/2000 Alison Grinde
Name Age Team Prelims Finals
=====

```

A - Final

1 Grinde, Alison	11	SE	27.83	27.42*
2 Kammel, Leah	12	RW	29.82	29.54
3 Gage, Rachel	12	RW	30.61	30.20
4 Meuer, Estee	12	MI	31.22	31.46
5 Hartung, Katelyn	11	HP	31.96	32.25
6 Stroess, Heidi	12	MO	31.66	32.36
7 Veerman, Courtney	11	HP	32.99	33.01
8 Homburg, Hayley	12	MO	33.00	33.56

B - Final

9 Schmelzer, Annie	12	WS	34.16	32.49
10 Kay, Allison	12	SW	35.16	34.06
11 Bennwitz, Kristina	11	RW	35.18	34.64
11 Goetz, Chantel	12	MO	34.66	34.64
13 Talbot, Jessie	12	CK	34.82	34.75
14 Kuhn, Emily	12	NK	34.96	35.00
15 Hoesly, Anne	12	WS	35.14	35.13
16 Peterson, Renee	12	MI	34.57	35.50

Preliminaries

17 Tokach, Lizzy	11	MI	35.37
18 Kramer, Anna	12	SW	35.52
19 Forslund, Mia	11	PC	36.00
20 Nichols, Katelyn	12	MI	36.19
21 Nothnagel, Veronica	12	CK	36.40
22 Hogard, Diana	12	RW	36.69
23 Carlson, Anna	12	MI	37.11
24 Fillingame, Julia	11	HF	37.51
25 Nametz, Emma	12	RW	38.25
26 Sandor, Anna	12	SE	38.44
27 Sveum, Kelsey	11	NK	39.24
28 Schultz, Carolyn	12	CK	39.43
29 Lutz, Kristie	11	MI	42.14
30 Mueller, Nicole	11	MI	42.46
31 Anderson-Goldsworthy, Am	12	RW	42.54
32 Cagle, Liz	11	PC	42.64
32 Olson, Krista	11	WS	42.64
34 Kent, Jaci	11	SE	42.77
35 Oakley, Morgan	11	MI	43.35
36 Johnson, Sierra	12	RW	43.40
37 Svetnicka, Natalie	11	PC	43.50
-- Lord, Emily	11	RW	DQ
-- Emmrich, Carly	12	WS	DQ
-- Berkenstadt, Becca	12	MB	DQ

Event 65 Girls 11-12 200 Yard Freestyle Relay

=====		
Team		Finals
=====		
All City-Y: *	1:48.49 1984 Hill Farm E. Lehner, J. Pelligrino, H. Reneau, T. Lowe	
All City-M: !	2:00.24 1995 Parkcrest J. Evans, K. Sibley, E. Varese, J. Flint	
SW Pool-Y: #	1:48.49 1984 Hill Farm E. Lehner, J. Pelligrino, H. Reneau, T. Lowe	
=====		
1	Ridgewood 'A'	1:49.80
2	Seminole Swim Team 'A'	1:51.69
3	Middleton 'A'	1:52.54
4	Monona Swim/Dive Club 'A'	1:54.02
5	High Point 'A'	1:54.35
6	Shorewood 'A'	1:55.88
7	Parkcrest 'A'	1:58.51
8	West Side Swim Club 'A'	1:58.55
9	Ridgewood 'B'	x1:59.46
10	Middleton 'B'	x2:00.90
11	Hill Farm Swim Club 'A'	2:01.70
12	Cherokee Swim Team 'A'	2:02.78
13	Shorewood 'B'	x2:05.88
14	Monona Swim/Dive Club 'B'	x2:06.26
15	Seminole Swim Team 'B'	x2:06.29
16	Ridgewood 'C'	x2:06.48
17	Maple Bluff Swim Team 'A'	2:07.89
18	Nakoma 'A'	2:08.00
19	Middleton 'C'	x2:09.89
20	Middleton 'D'	x2:11.44
21	Ridgewood 'E'	x2:11.99
22	Ridgewood 'D'	x2:12.67
23	Shorewood 'C'	x2:13.58
24	Parkcrest 'B'	x2:14.08
25	High Point 'B'	x2:14.14
26	Hill Farm Swim Club 'B'	x2:14.18
27	Cherokee Swim Team 'B'	x2:14.58
28	Ridgewood 'F'	x2:14.73
29	Seminole Swim Team 'C'	x2:15.15
30	Monona Swim/Dive Club 'C'	x2:15.16
31	Parkcrest 'C'	x2:21.70
32	West Side Swim Club 'B'	x2:22.16
33	Ridgewood 'G'	x2:24.23
34	Monona Swim/Dive Club 'E'	x2:24.71
35	Ridgewood 'H'	x2:24.99
36	Monona Swim/Dive Club 'D'	x2:27.16
37	Middleton 'E'	x2:27.61
38	Shorewood 'D'	x2:29.02
39	High Point 'C'	x2:29.18
40	Middleton 'F'	x2:30.53
41	Nakoma 'B'	x2:31.13
42	Cherokee Swim Team 'C'	x2:32.91
43	West Side Swim Club 'C'	x2:34.97
44	Parkcrest 'D'	x2:46.69
45	Seminole Swim Team 'D'	x2:55.00
46	Middleton 'G'	x2:55.80
47	Ridgewood 'I'	x2:56.79

All City League Championship

2000 Madison All City Swim Meet - 7/27/2000 to 7/29/2000
Results

Event 6 Boys 11-12 200 Yard Medley Relay

=====			
Team			Finals
=====			
All City-Y: *	2:02.55	1985	Shorewood
			J. Johnson, B. Smith, E. Olinger, A. Petersen
All City-M: !	2:12.55	1989	Ridgewood
			D. Frattinger, J. Hanson, P. Perlberg, B. Gomez
SW Pool-Y: #	2:05.14	1991	Parkcrest
=====			
1	Seminole Swim Team	'A'	2:08.45
2	Ridgewood	'A'	2:09.62
3	Monona Swim/Dive Club	'A'	2:10.54
4	Ridgewood	'B'	x2:17.59
5	Shorewood	'A'	2:18.52
6	Parkcrest	'A'	2:20.03
7	Hill Farm Swim Club	'A'	2:21.48
8	Seminole Swim Team	'B'	x2:21.77
9	High Point	'A'	2:22.18
10	West Side Swim Club	'A'	2:28.13
11	Ridgewood	'C'	x2:30.19
12	Cherokee Swim Team	'A'	2:30.76
13	Seminole Swim Team	'C'	x2:32.43
14	Parkcrest	'B'	x2:32.74
15	Shorewood	'B'	x2:39.22
16	Shorewood	'C'	x2:52.65
17	Ridgewood	'D'	x3:01.69
18	West Side Swim Club	'B'	x3:03.82
--	Middleton	'A'	DQ
--	Monona Swim/Dive Club	'B'	DQ

Event 16 Boys 11-12 50 Yard Freestyle

=====				
Name	Age	Team	Prelims	Finals
=====				
All City-Y: *	25.55	1985	Aaron Peterson - Shorewood	
All City-M: !	27.39	1988	Matthew Dupuis - Middleton	
SW Pool-Y: #	25.78	1984	Tim Myers - Hill Farm	
=====				
A - Final				
1	Boyle, Chris	12 MI	27.02	26.53
2	Wiswell, Matthew	12 MO	27.68	26.94
3	Jefferson, Ryan	11 SE	28.12	27.85
4	Mahaffey, Dan	12 HP	27.90	28.06
5	Toutant, Alec	12 SW	29.71	28.35
6	Murphy, Derek	12 RW	28.34	28.37
7	Dolinsky, Nick	12 SE	28.54	28.71
8	Kitching, Kenny	11 RW	29.70	29.64
B - Final				
9	Devries, Tom	12 HP	30.75	30.17
10	Hastings, Donny	12 SW	30.13	30.25
11	Reynolds, Ben	12 SW	30.80	30.27
12	Snapper, Greg	12 SE	30.94	30.60
13	Walker, Chris	11 PC	30.76	30.79
14	Ewanowski, John	12 HF	30.73	31.01
15	Shere, Nathan	11 RW	31.02	31.02
16	Olson, Sven	12 HP	30.97	31.61
Preliminaries				
17	Mott, Jim	11 MI	31.12	
18	Otis, Derek	12 CK	31.34	
19	Brown, David	12 PC	31.37	
20	Marshall, Jon	12 RW	31.39	

21	Geier, John	12	WS	31.40
22	Comello, Chad	12	MI	31.61
23	Bush, Michael	11	SE	31.73
24	Olsen, Kyle	12	HP	31.90
25	Johnson, Zachary	11	PC	32.57
26	Laycock, Justin	11	SE	32.85
27	Lein, Erik	11	SE	33.27
28	Bridwell, Joey	12	WS	33.35
29	Gaston, Joel	11	RW	33.46
30	Nauman, Matt	12	SW	33.59
31	Moore, Tucker	12	SW	34.02
32	Sandor, Adam	11	SE	34.06
33	Gleason, Tommy	12	HP	34.55
34	Haried, Andy	11	RW	34.57
35	Barbosa-Mireles, Sergio	12	CK	34.92
36	Opsal, Zach	12	RW	34.98
37	Birkett, Joseph	12	CK	35.07
38	Blakely, Matthew	11	SW	35.14
39	Bohman, Tyler	12	SE	35.24
40	Bridwell, Steven	11	WS	35.33
41	Yu, David	12	HF	35.56
42	Berry, Nolan	12	SW	35.82
43	Goehring, Ben	11	MI	36.19
44	Reda, Ryan	12	CK	36.37
45	Austin, Ben	12	SW	36.47
46	Sekelsky, Sean	11	NK	36.71
47	Bradely, Will	11	SW	37.19
48	McQuestion, Patarick	11	SW	37.24
49	Lezra, Gabe	12	SW	37.26
50	Harden, Wesley	12	CK	38.29
51	Harrington, Mike	11	WS	38.45
52	Smith, Neal	11	RW	38.60
53	McDonald, Kevin	12	MO	39.26
54	Felly, Quinn	12	WS	39.40
55	Dodge, Kyle	11	NK	39.64
56	Bruce, Danny	11	HF	39.68
57	Eddy, Patrick	11	RW	41.17
58	Brown, Collin	11	RW	42.47
59	Penn, Shanan	11	MO	43.20
60	Endres, Mark	11	SE	49.28

Event 26 Boys 11-12 50 Yard Backstroke

=====					
All City-Y: *	30.29	1984	Tim Myers - Hill Farm		
All City-M: !	31.14	1995	Paul Brehm - Shorewood		
SW Pool-Y: #	28.88	1995	Paul Brehm - Shorewood		
Name	Age	Team	Prelims	Finals	
=====					
A - Final					
1	Bowen, Ben	12	MO	30.61	31.01
2	Blatter, Adam	11	SE	33.63	32.86
3	Elsas, Nathaniel	12	HF	33.93	33.28
4	Mullee, Peter	11	RW	34.04	33.65
5	Devries, Tom	12	HP	34.82	34.59
6	Taylor, Ben	12	RW	35.52	35.31
7	Keleny, Logan	11	RW	35.52	36.42
8	Stone, Sam	11	PC	35.68	36.91
B - Final					
9	Mott, Jim	11	MI	36.01	35.61
10	Shaw, Michael	12	SE	36.15	35.97
11	Bush, Michael	11	SE	36.34	36.56
12	Martin, Hank	12	MO	36.75	36.84
13	Lynam, Daniel	11	SE	36.72	37.32
14	Shere, Nathan	11	RW	37.18	37.44

15 Geier, John	12	WS	39.04	37.79
16 Schramka, Pat	11	PC	38.58	39.13
Preliminaries				
17 Zingg, Kevin	12	RW	39.83	
18 Paul, Matt	11	RW	40.01	
19 Westmont, Gordon	12	MB	40.88	
20 Olsen, Kyle	12	HP	41.05	
21 Helstad, William	12	SE	41.24	
22 Opsal, Zach	12	RW	43.29	
23 Haried, Andy	11	RW	43.53	
24 Lein, Erik	11	SE	44.05	
25 Birkett, Joseph	12	CK	44.90	
26 Austin, Ben	12	SW	45.54	
27 Smith, Neal	11	RW	47.23	
28 Lezra, Gabe	12	SW	47.60	
29 Felly, Quinn	12	WS	47.77	
30 Bridwell, Steven	11	WS	47.86	
31 McDonald, Kevin	12	MO	53.11	
32 Brown, Collin	11	RW	53.15	
-- Endres, Mark	11	SE	DQ	
-- Schaefer, Garrett	12	MO	NS	
-- Davis, Aaron	11	NK	NS	

Event 36 Boys 11-12 100 Yard IM

=====				
All City-Y: *	1:02.91	1991	Chris Wood - Parkcrest	
All City-M: !	1:10.03	1995	Paul Brehm - Shorewood	
SW Pool-Y: #	1:02.91	1991	Chriss Wood - Parkcrest	
Name	Age	Team	Prelims	Finals
=====				
A - Final				
1 Boyle, Chris	12	MI	1:08.06	1:08.53
2 Wiswell, Matthew	12	MO	1:10.00	1:09.51
3 Smith, Cody	12	RW	1:09.06	1:09.75
4 White, Andy	12	CK	1:14.20	1:12.53
5 Blatter, Adam	11	SE	1:14.43	1:14.43
6 Gilbert, Scott	11	SE	1:14.73	1:15.92
7 Gulbrandsen, Erik	12	SW	1:16.23	1:16.28
8 Glaze, Jeff	11	RW	1:16.56	1:16.49
B - Final				
9 Stone, Sam	11	PC	1:16.96	1:16.25
10 Chesley, Corey	12	MO	1:17.63	1:17.05
11 Welton, James	11	WS	1:17.68	1:20.08
12 Ireland, Matthew	11	SE	1:21.50	1:21.99
12 Evans, James	12	PC	1:23.11	1:21.99
14 Lindholm, Tommy	12	HF	1:21.08	1:22.56
15 Lynam, Daniel	11	SE	1:21.96	1:23.73
16 Brunsell, Matthew	11	MO	1:23.13	1:24.01
Preliminaries				
17 Westmont, Gordon	12	MB	1:23.85	
18 Vukich, Matthew	11	MB	1:23.87	
19 Keleny, Logan	11	RW	1:24.13	
20 Paschke, Daniel	11	HP	1:24.97	
21 Otis, Derek	12	CK	1:25.20	
22 Vandermause, Joey	12	SW	1:25.28	
23 Yockey, Judah	12	WS	1:25.40	
24 Zingg, Kevin	12	RW	1:26.87	
25 Dosch, Nick	11	PC	1:32.64	
26 Kelly, Mark	11	SW	1:36.20	
27 Bridwell, Joey	12	WS	1:41.82	
-- Harden, Wesley	12	CK	DQ	
-- Yu, Paul	11	HF	DQ	

Event 46 Boys 11-12 50 Yard Breaststroke

```

=====
All City-Y: * 32.23 1991      Chris Wood - Parkcrest
All City-M: ! 36.28 1987      Nick Gansner - Shorewood
SW Pool-Y: # 32.23 1991      Chris Wood - Parkcrest
Name                          Age Team                      Prelims      Finals
=====

```

A - Final

1	Dolinsky, Nick	12	SE	36.24	34.56
2	Smith, Cody	12	RW	34.88	34.63
3	Walker, Chris	11	PC	35.63	35.45
4	Snapper, Greg	12	SE	36.84	36.98
5	Taylor, Ben	12	RW	38.37	37.89
6	Gulbrandsen, Erik	12	SW	38.09	38.56
7	Glaze, Jeff	11	RW	38.11	38.76
8	Shaw, Michael	12	SE	37.70	39.37

B - Final

9	Morgan, Dan	12	WS	38.72	38.50
10	Toutant, Alec	12	SW	39.62	38.65
11	Hastings, Donny	12	SW	39.28	39.00
12	White, Andy	12	CK	39.10	39.38
13	Elsas, Nathaniel	12	HF	38.88	39.54
14	Laycock, Justin	11	SE	39.24	40.52
15	Schramka, Pat	11	PC	40.36	40.70
16	Kelly, Mark	11	SW	40.35	41.42

Preliminaries

17	Ewanowski, John	12	HF	41.56	
18	Yu, David	12	HF	41.96	
19	Gaston, Joel	11	RW	42.07	
20	Kitching, Kenny	11	RW	42.21	
21	Moore, Tucker	12	SW	42.30	
22	Sandor, Adam	11	SE	42.49	
23	Johnson, Zachary	11	PC	42.85	
24	Barbosa-Mireles, Sergio	12	CK	42.94	
25	Paschke, Daniel	11	HP	43.19	
26	Comello, Chad	12	MI	43.56	
27	Sekelsky, Sean	11	NK	43.63	
28	Ireland, Matthew	11	SE	43.81	
29	Vukich, Matthew	11	MB	43.84	
30	Rice, John	11	MI	44.23	
31	Nauman, Matt	12	SW	44.34	
32	Bohman, Tyler	12	SE	44.50	
33	Blakely, Matthew	11	SW	45.34	
34	Reda, Ryan	12	CK	47.13	
35	Goehring, Ben	11	MI	47.23	
36	Gleason, Tommy	12	HP	47.30	
37	Berry, Nolan	12	SW	48.96	
38	Bruce, Danny	11	HF	49.77	
39	McQuestion, Patarick	11	SW	50.08	
40	Eddy, Patrick	11	RW	50.33	
41	Yu, Paul	11	HF	51.56	
42	Dodge, Kyle	11	NK	54.82	
--	Harrington, Mike	11	WS	DQ	
--	Penn, Shanan	11	MO	DQ	

Event 56 Boys 11-12 50 Yard Butterfly

```

=====
All City-Y: * 28.34 1991      Scott Koziar - Hill Farm
All City-M: ! 29.22 1988      Matthew Dupuis - Middleton
SW Pool-Y: # 27.10 1981      Mike Downey - Shorewood
Name                          Age Team                      Prelims      Finals
=====

```

A - Final

1	Bowen, Ben	12	MO	30.85	31.17
2	Murphy, Derek	12	RW	31.82	32.06
3	Mullee, Peter	11	RW	32.72	32.23

4	Chesley, Corey	12	MO	31.94	32.32
5	Gilbert, Scott	11	SE	32.96	33.01
6	Mahaffey, Dan	12	HP	32.19	33.07
7	Lindholm, Tommy	12	HF	32.98	34.18
8	Marshall, Jon	12	RW	33.69	35.10
B - Final					
9	Jefferson, Ryan	11	SE	34.07	33.73
10	Welton, James	11	WS	35.57	35.26
11	Martin, Hank	12	MO	34.29	35.31
12	Evans, James	12	PC	36.42	35.75
13	Vandermause, Joey	12	SW	37.34	36.04
14	Reynolds, Ben	12	SW	35.98	36.31
15	Paul, Matt	11	RW	37.13	36.56
16	Olson, Sven	12	HP	34.41	37.03
Preliminaries					
17	Brown, David	12	PC	37.66	
18	Morgan, Dan	12	WS	38.24	
19	Brunsell, Matthew	11	MO	38.50	
20	Dosch, Nick	11	PC	38.68	
21	Helstad, William	12	SE	41.11	
22	Rice, John	11	MI	41.63	
23	Bradely, Will	11	SW	44.43	
--	Yockey, Judah	12	WS	DQ	

Event 66 Boys 11-12 200 Yard Freestyle Relay

=====					
All City-Y: *	1:48.23	1985	Shorewood		
			J. Johnson, B. Smith, E. Olinger, A. Petersen		
All City-M: !	2:01.62	1987	Middleton		
			S. Crow, E. Bauch, M. Morehouse, M. Dupuis		
SW Pool-Y: #	1:51.30	1977	Nakoma		
Team				Finals	
=====					
1	Seminole Swim Team	'A'		1:54.50	
2	Ridgewood	'A'		1:54.78	
3	Monona Swim/Dive Club	'A'		1:54.97	
4	Shorewood	'A'		1:56.71!	
5	Middleton	'A'		2:02.60	
6	Parkcrest	'A'		2:04.56	
7	High Point	'A'		2:04.62	
8	Ridgewood	'B'		x2:05.68	
9	Seminole Swim Team	'B'		x2:07.29	
10	West Side Swim Club	'A'		2:11.57	
11	Cherokee Swim Team	'A'		2:11.61	
12	Hill Farm Swim Club	'A'		2:11.79	
13	Ridgewood	'C'		x2:12.37	
14	Shorewood	'B'		x2:16.45	
15	Parkcrest	'B'		x2:23.90	
16	West Side Swim Club	'B'		x2:26.62	
17	Shorewood	'C'		x2:33.76	
18	Seminole Swim Team	'C'		x2:34.11	
19	Ridgewood	'D'		x2:37.28	
20	Monona Swim/Dive Club	'B'		x2:39.83	

All City League Championship
 2000 Madison All City Swim Meet - 7/27/2000 to 7/29/2000
 Results

Event 7 Girls 13-14 200 Yard Medley Relay

```

=====
All City-Y: * 1:56.95 7/29/2000 Parkcrest
                T Schramka, K Brown, B Tweedale, E Hubbard
All City-M: ! 2:09.18 1999 Ridgewood
                N. Gant, K. Marshall, B. Fergusson, M. Skille
SW Pool-Y: # 1:56.67 1997 Shorewood
                J. Bren, S. Hodulik, L. Davis, L. DeWitt
Team                                                    Finals
=====
1 Parkcrest 'A' 1:56.95*
2 Ridgewood 'A' 2:01.21
3 Middleton 'A' 2:01.45
4 Hill Farm Swim Club 'A' 2:04.23
5 Monona Swim/Dive Club 'A' 2:07.81
6 Cherokee Swim Team 'A' 2:09.02
7 Seminole Swim Team 'A' 2:09.57
8 Parkcrest 'B' x2:10.02
9 Middleton 'B' x2:10.11
10 Ridgewood 'B' x2:12.07
11 High Point 'A' 2:14.28
12 Middleton 'C' x2:14.41
13 Shorewood 'A' 2:14.51
14 Seminole Swim Team 'B' x2:20.01
15 Ridgewood 'C' x2:21.06
16 Shorewood 'B' x2:21.28
17 Nakoma 'A' 2:22.75
18 Monona Swim/Dive Club 'B' x2:22.81
19 Middleton 'D' x2:25.40
20 Cherokee Swim Team 'B' x2:26.63
21 Hill Farm Swim Club 'B' x2:27.31
22 Ridgewood 'E' x2:28.12
23 Middleton 'E' x2:31.94
24 Monona Swim/Dive Club 'C' x2:37.55
25 West Side Swim Club 'A' 2:45.23
-- Ridgewood 'D' DQ
-- Middleton 'F' DQ
-- Parkcrest 'C' DQ
    
```

Event 17 Girls 13-14 100 Yard Freestyle

```

=====
All City-Y: * 54.72 1992 Michelle Kramer - Parkcrest
All City-M: ! 59.82 1989 Jenny Bryant - Ridgewood
SW Pool-Y: # 55.24 1977 Mary Colucey - Ridgewood
Name Age Team Prelims Finals
=====
A - Final
1 Digney, Caitlin 14 MO 57.29 56.10
2 Tweedale, Brooke 14 PC 57.70 56.16
3 Plesha, Laura 14 HP 58.46 58.21
4 Gant, Nicole 14 RW 59.00 59.00
5 Peterson, Kristin 14 MI 59.23 59.24
6 McKeith, Emma 13 HF 1:00.20 59.37
7 Knoche, Lauren 13 HF 1:00.37 59.38
8 Perry, Erica 13 PC 1:00.63 1:00.49
B - Final
9 Zurbuchen, Becky 13 RW 1:00.96 59.83
10 Bruskevitz, PJ 13 MI 1:01.58 1:01.64
11 King, Calli 14 RW 1:01.10 1:02.05
    
```

12 Calderon, Alba	13 CK	1:02.74	1:02.69
13 Alexander, Anna	14 SE	1:02.53	1:02.89
14 Geisler, Cori	14 MI	1:02.90	1:03.07
15 Lampe, Tessa	13 SW	1:03.88	1:03.73
16 Swain, Lindsay	13 MI	1:03.76	1:04.21
Preliminaries			
17 Zalewski, Jade	13 SW	1:03.92	
18 Barber, Maggie	13 MI	1:03.97	
19 Lenzer, Erica	13 CK	1:04.16	
20 Bradley, Claire	14 SW	1:04.21	
21 Oakley, Erin	13 MI	1:04.42	
22 Utter, Allie	14 MI	1:05.21	
23 Kuenning, Hallie	14 HP	1:05.62	
24 O'Brien, Megan	13 MB	1:06.20	
25 Schnitzler, Nupie	14 SW	1:06.21	
26 Moser, Natalie	14 CK	1:06.25	
27 McCanna, Maureen	14 SW	1:06.42	
28 Greuel, Kelly	13 MO	1:07.14	
29 Masterson, Susan	14 CK	1:07.41	
30 Fink, Leah	14 HF	1:08.16	
31 Sorensen, Kelly	14 NK	1:08.35	
32 Macguidwin, Marianne	13 PC	1:08.45	
33 Henshue, Jennifer	13 PC	1:08.71	
34 O'Connell, Colleen	14 MO	1:08.99	
35 Wederquist, Erika	13 CK	1:09.05	
36 Kaya, Irem	13 MI	1:09.56	
37 Harrington, Katie	14 NK	1:09.60	
38 Hillerns, Kayla	13 SE	1:09.63	
39 Hendrickson, Danielle	14 MO	1:09.86	
40 White, Lizzie	13 RW	1:10.08	
41 Patterson, Sierra	13 WS	1:10.09	
42 Fisher, Megan	13 PC	1:10.54	
43 Masterson, Megan	13 CK	1:11.20	
44 Marti, Cassie	13 RW	1:11.31	
45 Moses, Laurel	13 PC	1:11.48	
46 Waldbillig, Kelly	14 RW	1:11.61	
47 Zelensk, Nicki	14 MI	1:11.82	
48 Hogard, Laura	14 RW	1:11.84	
49 Swanson, Erin	14 MO	1:11.88	
50 Felly, Taryn	14 WS	1:11.98	
51 Zwickey, Jodi	14 MO	1:12.11	
52 Lynett, Kelly	13 RW	1:12.45	
53 Heller, Amanda	13 MI	1:12.74	
54 Anderson, Tara	14 MI	1:12.87	
55 Freye, Heather	14 MO	1:12.98	
56 Stitgen, Annie	14 PC	1:13.27	
57 Parker, Sarah	13 SE	1:13.37	
58 Rice, Aleasha	13 MB	1:13.41	
59 Rosenberg, Arial	14 NK	1:14.11	
60 LaClair, Becca	13 MO	1:14.14	
61 Ellingson, Jessica	13 RW	1:14.31	
62 Welton, Sophia	13 WS	1:14.43	
63 Sprecher, Claire	13 HF	1:14.93	
64 George, Courtney	14 MI	1:14.99	
65 Tidd, Jessica	14 RW	1:15.49	
66 Hurley, Claire	13 HF	1:16.00	
67 Woods, Michelle	13 SE	1:16.59	
68 Carlson, Desiree	13 RW	1:16.89	
69 Linden, Jess	13 MI	1:18.42	
70 Johnson, Katie	13 WS	1:20.01	
71 Malesytcki, Maggie	13 SE	1:25.07	
72 Gulvik, Stephanie	14 MO	1:25.77	
73 Lowndes, Molly	13 MO	1:26.57	
74 Hilgendorf, Claire	13 MI	1:33.53	

Event 27 Girls 13-14 100 Yard Backstroke

=====				
All City-Y: *	1:00.66	1992	Libby Haagensen - Hill Farm	
All City-M: !	1:06.61	1998	Claire Mowbray - Ridgewood	
SW Pool-Y: #	1:01.97	7/29/2000	Terri Schramka	
Name	Age	Team	Prelims	Finals
=====				
A - Final				
1 Schramka, Terri	13	PC	1:02.42	1:01.97#
2 Hoff, Chelsea	13	MI	1:05.79	1:05.76
3 Gant, Nicole	14	RW	1:06.15	1:07.06
4 Perry, Erica	13	PC	1:09.20	1:08.64
5 Dill, Becky	14	SE	1:08.37	1:08.77
6 Meyer, Emily	13	HP	1:09.19	1:09.89
7 Bird, Rachel	14	MI	1:11.48	1:11.92
8 King, Calli	14	RW	1:11.65	1:13.10
B - Final				
9 Geisler, Cori	14	MI	1:12.87	1:13.05
10 Retelle, MACKENZIE	14	RW	1:14.48	1:13.75
11 Petershack, Katie	13	MB	1:13.18	1:14.52
12 Alexander, Anna	14	SE	1:13.47	1:14.56
13 Oakley, Erin	13	MI	1:13.28	1:14.85
14 Kamps, Danielle	14	NK	1:16.64	1:16.43
15 Kuenning, Hallie	14	HP	1:16.05	1:16.82
16 Kelley, Eileen	14	MO	1:16.73	1:17.41
Preliminaries				
17 Zwickey, Jodi	14	MO	1:18.02	
18 O'Brien, Megan	13	MB	1:18.39	
19 Austin, Bess	13	SW	1:19.45	
20 Selin, Laura	14	RW	1:19.50	
21 Harriman, Amy	13	SE	1:20.19	
22 Klagos, Katie	13	PC	1:20.22	
23 Lohr, Ellyn	14	CK	1:24.36	
24 Schnitzler, Nupie	14	SW	1:24.73	
25 Felly, Taryn	14	WS	1:24.92	
26 Johnson, Kristi	13	SW	1:26.11	
27 Reda, Mandy	13	CK	1:26.91	
28 Lynett, Kelly	13	RW	1:26.96	
29 Hogard, Laura	14	RW	1:30.38	
30 Balgord, Sarah	14	WS	1:32.46	
31 Lowndes, Molly	13	MO	1:35.41	
32 Malesytcki, Maggie	13	SE	1:39.04	
-- Hilgendorf, Claire	13	MI	DQ	

Event 37 Girls 13-14 100 Yard IM

=====				
All City-Y: *	1:03.27	1996	Jennifer Skolaski - Nakoma	
All City-M: !	1:06.91	1998	Jane Evans - Parkcrest	
SW Pool-Y: #	1:02.10	1997	Jane Evans - Parkcrest	
Name	Age	Team	Prelims	Finals
=====				
A - Final				
1 Muldowny, Bean	14	HF	1:04.45	1:03.49
2 Hubbard, Erika	13	PC	1:05.34	1:03.63
3 Hoff, Chelsea	13	MI	1:07.73	1:07.57
4 Fergusson, Briana	14	RW	1:07.66	1:08.55
5 Gage, Emily	14	RW	1:08.25	1:08.56
6 Dill, Becky	14	SE	1:08.15	1:09.05
7 Heinz, Katie	14	CK	1:08.39	1:09.73
8 Brown, Karin	14	PC	1:08.65	1:11.92
B - Final				
9 Meyer, Emily	13	HP	1:09.52	1:08.13
10 Knoche, Lauren	13	HF	1:10.61	1:10.06
11 Acker, Zoe	14	MI	1:10.54	1:10.14

12 Zurbuchen, Becky	13 RW	1:09.46	1:10.29
13 Kiehl, Liz	14 MO	1:09.93	1:10.51
14 Lippitt, Jen	13 HF	1:13.60	1:12.82
15 Wencel, Emily	13 MI	1:12.85	1:13.82
16 Hall, Danielle	13 SE	1:15.05	1:14.67
Preliminaries			
17 Loniello, Alix	14 MO	1:15.25	
18 Schwei, Becky	13 SE	1:15.26	
19 Petershack, Katie	13 MB	1:15.73	
20 Marion, Julia	13 PC	1:16.08	
21 Zucker, Amanda	14 RW	1:16.87	
22 Esser, Marissa	13 PC	1:17.24	
23 Henshue, Jennifer	13 PC	1:18.13	
24 Bodilly, Shanna	13 RW	1:18.99	
25 Lobdell, Jennifer	13 SE	1:19.04	
26 Malliet, Michelle	14 MI	1:19.47	
27 Kamps, Danielle	14 NK	1:19.92	
28 Johnson, Kristi	13 SW	1:20.03	
29 Austin, Bess	13 SW	1:20.11	
30 Klagos, Katie	13 PC	1:20.36	
31 Reda, Mandy	13 CK	1:21.42	
32 Rost, Becky	14 RW	1:21.93	
33 Kent, Andi	13 SE	1:22.09	
34 Kaya, Irem	13 MI	1:24.51	
35 Neish, Alex	14 MI	1:25.82	
36 Kopan, Abbey	13 MI	1:28.00	
37 Krogstad, Amy	14 MI	1:28.32	
38 Meinholz, Cory	14 MI	1:29.37	
39 Flynn, Leah	13 MI	1:29.71	
40 Dohm, Jessica	13 NK	1:39.50	

Event 47 Girls 13-14 100 Yard Breaststroke

=====				
All City-Y: *	1:09.94	7/29/2000	Renee Schlatter	
All City-M: !	1:13.73	1998	Jane Evans - Parkcrest	
SW Pool-Y: #	1:09.00	1997	Jane Evans - Parkcrest	
Name	Age	Team	Prelims	Finals
=====				
A - Final				
1 Schlatter, Renee	14	MI	1:10.47	1:09.94*
2 Hubbard, Erika	13	PC	1:13.92	1:12.50
3 Peterson, Kristin	14	MI	1:14.61	1:13.25
4 Plesha, Laura	14	HP	1:14.10	1:14.30
5 Acker, Zoe	14	MI	1:17.19	1:18.10
6 Lippitt, Jen	13	HF	1:18.07	1:18.40
7 Brown, Karin	14	PC	1:17.53	1:19.56
8 Lowry, Emma	13	SW	1:20.52	1:19.68
B - Final				
9 Hall, Danielle	13	SE	1:20.64	1:20.05
10 Lampe, Tessa	13	SW	1:20.82	1:20.75
11 Bar-Av, Marisa	14	RW	1:22.08	1:20.80
12 Kelley, Eileen	14	MO	1:20.68	1:22.49
13 Utter, Allie	14	MI	1:22.01	1:22.54
14 Selin, Laura	14	RW	1:23.41	1:22.95
15 Wencel, Emily	13	MI	1:21.47	1:23.48
16 Bradley, Claire	14	SW	1:23.69	1:23.96
Preliminaries				
17 Loniello, Alix	14	MO	1:24.56	
18 McCanna, Maureen	14	SW	1:24.83	
19 Swanson, Erin	14	MO	1:24.86	
20 Sorensen, Kelly	14	NK	1:25.23	
21 Bodilly, Shanna	13	RW	1:25.30	
22 Zucker, Amanda	14	RW	1:26.10	
23 Moser, Natalie	14	CK	1:26.22	

24	Barber, Maggie	13	MI	1:26.64
25	Harriman, Amy	13	SE	1:26.69
26	Marti, Cassie	13	RW	1:26.83
27	Greuel, Kelly	13	MO	1:28.03
28	Lobdell, Jennifer	13	SE	1:28.05
29	Masterson, Susan	14	CK	1:28.07
30	Hurley, Claire	13	HF	1:28.84
31	Macguidwin, Marianne	13	PC	1:29.08
32	Woods, Michelle	13	SE	1:29.49
33	Rost, Becky	14	RW	1:29.71
34	Ellingson, Jessica	13	RW	1:29.87
35	Heller, Amanda	13	MI	1:30.39
36	O'Connell, Colleen	14	MO	1:30.97
37	Kopan, Abbey	13	MI	1:31.31
38	Tidd, Jessica	14	RW	1:31.49
39	Rosenberg, Arial	14	NK	1:32.25
40	Wederquist, Erika	13	CK	1:32.47
41	Rice, Aleasha	13	MB	1:32.82
42	Moses, Laurel	13	PC	1:33.31
43	Cosgrove, Shannon	13	NK	1:33.46
44	Waldbillig, Kelly	14	RW	1:34.15
45	Freye, Heather	14	MO	1:34.22
46	Stitgen, Annie	14	PC	1:34.31
47	Welton, Sophia	13	WS	1:35.20
48	Gulvik, Stephanie	14	MO	1:35.39
49	Neish, Alex	14	MI	1:37.14
50	Krogstad, Amy	14	MI	1:37.80
51	George, Courtney	14	MI	1:37.82
52	Balgord, Sarah	14	WS	1:38.94
53	Linden, Jess	13	MI	1:39.91
54	Dohm, Jessica	13	NK	1:50.37
--	Hendrickson, Danielle	14	MO	DQ
--	Anderson, Tara	14	MI	DQ

Event 57 Girls 13-14 50 Yard Butterfly

=====					
All City-Y: *	27.36	1996	Jackie Flint - Parkcrest		
All City-M: !	29.50	1989	Michelle Jespersen - Hill Farm		
SW Pool-Y: #	27.50	7/29/2000	Terri Schramka		
Name	Age	Team	Prelims	Finals	
=====					
A - Final					
1	Schramka, Terri	13	PC	27.64	27.50#
2	Muldowny, Bean	14	HF	28.38	28.30
3	Fergusson, Briana	14	RW	28.22	28.50
4	Tweedale, Brooke	14	PC	28.67	28.65
5	Gage, Emily	14	RW	28.51	29.18
6	Digney, Caitlin	14	MO	29.19	29.61
7	Schlatter, Renee	14	MI	29.73	29.68
8	Kiehl, Liz	14	MO	29.99	29.85
B - Final					
9	McKeith, Emma	13	HF	30.42	30.22
10	Marion, Julia	13	PC	31.23	30.60
11	Lenzer, Erica	13	CK	30.94	31.45
12	Retelle, MACKENZIE	14	RW	31.73	31.75
13	Bar-Av, Marisa	14	RW	31.80	31.76
14	Heinz, Katie	14	CK	31.18	31.98
15	Bruskewitz, PJ	13	MI	31.89	32.19
16	Calderon, Alba	13	CK	31.98	33.20
Preliminaries					
17	Bird, Rachel	14	MI	32.12	
18	Esser, Marissa	13	PC	33.23	
19	Zalewski, Jade	13	SW	33.24	

20	Malliet, Michelle	14	MI	33.30
21	Lowry, Emma	13	SW	33.47
22	Swain, Lindsay	13	MI	33.96
23	Schwei, Becky	13	SE	34.68
24	Lohr, Ellyn	14	CK	35.76
25	Fisher, Megan	13	PC	36.06
26	LaClair, Becca	13	MO	36.34
27	Kent, Andi	13	SE	36.42
28	Zelensk, Nicki	14	MI	36.48
29	White, Lizzie	13	RW	36.99
30	Patterson, Sierra	13	WS	37.25
31	Harrington, Katie	14	NK	37.35
32	Hillerns, Kayla	13	SE	37.75
33	Carlson, Desiree	13	RW	37.77
34	Flynn, Leah	13	MI	38.65
35	Meinholz, Cory	14	MI	40.58
36	Parker, Sarah	13	SE	42.67
37	Cosgrove, Shannon	13	NK	45.52

Event 67 Girls 13-14 200 Yard Freestyle Relay

```

=====
All City-Y: * 1:45.05 7/29/2000 Parkcrest
                B TWEEDALE, E PERRY, E HUBBARD, T SCHRAMKA
All City-M: ! 1:54.15 1989 Ridgewood
                A. Wolosz, B. Everson, J. Frattinger, J. Bryant
SW Pool-Y: # 1:45.05 7/29/2000 Parkcrest
                B TWEEDALE, E PERRY, E HUBBARD, T SCHRAMKA
    
```

Team	Finals
1 Parkcrest 'A'	1:45.05*
2 Ridgewood 'A'	1:48.17
3 Middleton 'A'	1:49.75
4 Hill Farm Swim Club 'A'	1:51.31
5 Middleton 'B'	x1:53.84
6 Monona Swim/Dive Club 'A'	1:54.58
7 Shorewood 'A'	1:55.49
8 Cherokee Swim Team 'A'	1:55.67
9 Seminole Swim Team 'A'	1:55.70
10 Ridgewood 'B'	x1:56.58
11 Middleton 'C'	x1:56.92
12 High Point 'A'	1:57.29
13 Parkcrest 'B'	x1:57.61
14 Shorewood 'B'	x1:57.66
15 Nakoma 'A'	2:01.92
16 Cherokee Swim Team 'B'	x2:02.66
17 Ridgewood 'C'	x2:04.66
18 Monona Swim/Dive Club 'B'	x2:06.38
19 Hill Farm Swim Club 'B'	x2:06.65
20 Parkcrest 'C'	x2:06.79
21 Middleton 'D'	x2:06.85
22 Middleton 'E'	x2:09.61
23 Seminole Swim Team 'B'	x2:10.20
24 Ridgewood 'D'	x2:11.04
25 West Side Swim Club 'A'	2:12.89
26 Ridgewood 'E'	x2:13.14
27 Monona Swim/Dive Club 'C'	x2:17.35
28 Middleton 'F'	x2:24.21

All City League Championship

2000 Madison All City Swim Meet - 7/27/2000 to 7/29/2000
Results

Event 8 Boys 13-14 200 Yard Medley Relay

=====			
Team			Finals
All City-Y: *	1:50.19	1991	Ridgewood
			D. Frattinger, J. Hanson, P. Perlberg, B. Gomez
All City-M: !	2:02.05	1993	Hill Farm
			S. Koziar, B. Jones, B. Rapraeger, J. Dold
SW Pool-Y: #	1:50.19	1991	Ridgewood
			D. Frattinger, J. Hanson, P. Perlberg, B. Gome
=====			
1	Ridgewood	'A'	1:50.63
2	Seminole Swim Team	'A'	1:55.10
3	Middleton	'A'	1:55.87
4	Parkcrest	'A'	2:02.13
5	Shorewood	'A'	2:07.02
6	West Side Swim Club	'A'	2:08.50
7	Cherokee Swim Team	'A'	2:14.04
8	Hill Farm Swim Club	'A'	2:14.54
9	Parkcrest	'B'	x2:16.39
10	Hill Farm Swim Club	'B'	x2:23.94
11	Maple Bluff Swim Team	'A'	2:30.20
12	Cherokee Swim Team	'B'	x2:35.41
--	Monona Swim/Dive Club	'A'	DQ

Event 18 Boys 13-14 100 Yard Freestyle

=====				
Name	Age	Team	Prelims	Finals
All City-Y: *	49.85	1984	John Casey - Shorewood	
All City-M: !	56.64	1993	Scott Koziar - Hill Farm	
SW Pool-Y: #	49.85	1984	John Casey - Shorewood	
=====				
A - Final				
1	Mullee, Kevin	14 RW	53.33	51.23
2	Johnson, Nolan	13 MI	52.98	51.75
3	Fischer, Charlie	13 SE	55.50	54.20
4	Mullee, Tim	14 RW	54.67	54.91
5	Foust, Kyle	13 SW	56.49	56.47
6	Welton, Erick	14 MI	56.38	56.50
7	Grinde, Adam	13 SE	57.87	57.70
8	Jefferson, Tyler	14 SE	57.62	57.84
B - Final				
9	Linstroth, Kyle	13 SW	59.16	1:00.28
10	Hudson, Matt	13 WS	1:00.03	1:01.05
11	Tham, Jason	13 MI	1:03.46	1:01.80
12	Schultz, Mike	13 PC	1:01.75	1:01.82
13	Adsit, Paul	14 PC	59.71	1:02.04
14	McGivern-Smith, Willie	13 PC	1:03.30	1:03.87
15	Ruehl, Michael	13 MB	1:02.93	1:04.65
16	Norcross, Joe	14 PC	1:03.45	1:05.70
Preliminaries				
18	Paschke, Alex	14 HP	1:03.68	
19	Schmitt, Michal	13 MO	1:04.29	
20	Shea, Kurt	13 NK	1:04.90	
21	Meicher, Joey	13 WS	1:05.11	
22	Ziehr, David	13 MI	1:05.67	
23	Croxson, Jeremy	13 PC	1:05.88	
24	Brockmeyer, Kyle	13 HF	1:06.06	
25	Schneider, Andrew	14 PC	1:06.98	
26	Hubbard, Eddie	13 HF	1:08.57	

27	Crossley, Sam	13	CK	1:09.03
28	Lindau, Cameron	13	HF	1:09.22
29	Statz, Jack	14	SW	1:10.21
30	Young, Michael	14	CK	1:10.44
31	Schroeder, Jim	13	HF	1:11.68
32	Van Leuven, Paul	13	PC	1:11.95
33	Rushmore, Chris	13	WS	1:12.52
34	Lewandowski, Eric	13	HF	1:13.44
35	Thimmesch, Kyle	14	NK	1:14.77
36	Vergeront, Chris	13	HF	1:15.29
37	Schessler, Ben	13	MB	1:15.63
38	Martin, Bill	14	CK	1:16.66
39	O'Connor, Mike	14	MO	1:22.24

Event 28 Boys 13-14 100 Yard Backstroke

=====				
All City-Y: *	56.84	1996	Paul Brehm - Shorewood	
All City-M: !	1:03.38	1982	Tom Senn - Shorewood	
SW Pool-Y: #	58.63	1996	Paul Brehm - Shorewood	
Name	Age	Team	Prelims	Finals
=====				
A - Final				
1	Mullee, Tim	14	RW	1:02.82 1:02.35
2	Jefferson, Tyler	14	SE	1:05.69 1:06.03
3	Bush, Brian	13	SE	1:09.01 1:08.56
4	Hudson, Matt	13	WS	1:09.20 1:09.16
5	Linstroth, Kyle	13	SW	1:11.54 1:10.90
6	Kamnetz, Aaron	13	MO	1:12.48 1:13.53
7	Norcross, Joe	14	PC	1:12.96 1:13.78
8	Schultz, Mike	13	PC	1:12.99 1:13.87
B - Final				
9	Tham, Jason	13	MI	1:15.43 1:14.49
10	Heinz, Brian	13	CK	1:13.82 1:15.03
11	Lynam, Steven	14	SE	1:17.05 1:18.34
12	Krahn, David	14	MI	1:17.28 1:19.08
13	Evans, William	14	PC	1:21.67 1:21.11
14	Campbell, Jamie	13	WS	1:26.78 1:27.97
15	Thompson, Alan	14	RW	1:36.55 1:35.77
Preliminaries				
--	Martin, Bill	14	CK	DQ

Event 38 Boys 13-14 100 Yard IM

=====				
All City-Y: *	59.74	7/29/2000	Matt Kammel	
All City-M: !	1:02.90	1993	Chris Wood - Parkcrest	
SW Pool-Y: #	59.10	1981	Jeff Whalen - Shorewood	
Name	Age	Team	Prelims	Finals
=====				
A - Final				
1	Kammel, Matt	14	RW	1:00.33 59.74*
2	Jarzemsky, Matt	14	MI	1:07.87 1:05.15
3	Asnien, Harry	13	WS	1:08.08 1:06.32
4	McDorman, Ross	14	NK	1:08.19 1:06.35
5	Vidulich, Brent	14	CK	1:09.74 1:10.26
6	Richters, Karl	14	RW	1:09.78 1:10.93
7	Lenock, John	13	HF	1:10.09 1:10.98
8	Richters, Grant	13	RW	1:10.89 1:11.50
B - Final				
9	Miedaner, Chris	14	PC	1:13.31 1:06.75
10	Sheline, Zach	14	MI	1:11.49 1:10.99
11	Bush, Brian	13	SE	1:13.70 1:12.77
12	Heusinger, Steven	14	HF	1:12.77 1:13.75
13	Tauber, Jake	14	CK	1:12.10 1:13.79
14	Krahn, David	14	MI	1:14.08 1:14.09

15 Bauch, Patrick	14 SW	1:12.24	1:14.85
-- McGivern-Smith, Willie	13 PC	1:14.22	DQ
Preliminaries			
17 Lindholm, Chris	13 HF	1:15.06	
18 Lynam, Steven	14 SE	1:16.66	
19 Sibley, David	13 PC	1:17.04	
20 Meicher, Joey	13 WS	1:17.90	
21 Heinz, Brian	13 CK	1:18.39	
22 Lindau, Cameron	13 HF	1:18.61	
23 Lewandowski, Eric	13 HF	1:18.88	
24 Denholm, Ryan	13 SW	1:24.76	
25 Ladell, Kevin	13 CK	1:25.00	

Event 48 Boys 13-14 100 Yard Breaststroke

=====
 All City-Y: * 1:05.54 7/27/2000 Matt Kammel - Ridgewood
 All City-M: ! 1:08.10 1993 Chris Wood - Parkcrest
 SW Pool-Y: # 1:04.80 1989 Nick Gansner - Shorewood

Name	Age	Team	Prelims	Finals
------	-----	------	---------	--------

=====

A - Final

1 Kammel, Matt	14 RW	1:05.54*	1:05.62
2 Fischer, Charlie	13 SE	1:09.47	1:09.27
3 Miedaner, Chris	14 PC	1:11.77	1:11.33
4 Schmitt, Michal	13 MO	1:14.89	1:14.14
5 Paschke, Alex	14 HP	1:13.19	1:14.16
6 McDorman, Ross	14 NK	1:16.24	1:15.36
7 Sheline, Zach	14 MI	1:15.83	1:15.56
8 Richters, Karl	14 RW	1:16.97	1:17.30

B - Final

9 Schneider, Andrew	14 PC	1:19.42	1:17.89
10 Croxson, Jeremy	13 PC	1:17.66	1:18.00
11 Vidulich, Brent	14 CK	1:19.59	1:20.30
11 Sibley, David	13 PC	1:23.42	1:20.30
13 Heusinger, Steven	14 HF	1:21.98	1:22.91
14 Brockmeyer, Kyle	13 HF	1:21.80	1:24.59
15 Schessler, Ben	13 MB	1:25.06	1:24.74
16 Ziehr, David	13 MI	1:25.72	1:25.14

Preliminaries

17 Campbell, Jamie	13 WS	1:27.12	
18 Langum, Tony	14 CK	1:27.83	
19 Hubbard, Eddie	13 HF	1:28.11	
20 Crossley, Sam	13 CK	1:28.18	
21 Denholm, Ryan	13 SW	1:28.93	
22 Ruehl, Michael	13 MB	1:29.24	
23 Ladell, Kevin	13 CK	1:30.78	
24 Schroeder, Jim	13 HF	1:31.79	
25 Shea, Kurt	13 NK	1:31.89	
26 Young, Michael	14 CK	1:32.44	
27 Thimmesch, Kyle	14 NK	1:32.68	
28 Rushmore, Chris	13 WS	1:37.95	
29 Van Leuven, Paul	13 PC	1:38.10	
30 Statz, Jack	14 SW	1:40.48	
-- O'Connor, Mike	14 MO		DQ

Event 58 Boys 13-14 50 Yard Butterfly

=====
 All City-Y: * 25.31 7/27/2000 Kevin Mullee - Ridgewood
 All City-M: ! 27.69 1989 Matthew Dupuis - Middleton
 SW Pool-Y: # 25.31 7/27/2000 Kevin Mullee - Ridgewood

Name	Age	Team	Prelims	Finals
------	-----	------	---------	--------

=====

A - Final

1 Mullee, Kevin	14 RW	25.31*	25.78
-----------------	-------	--------	-------

2	Johnson, Nolan	13	MI	26.90	26.73
3	Foust, Kyle	13	SW	27.42	27.29
4	Grinde, Adam	13	SE	27.86	27.68
5	Jarzemsky, Matt	14	MI	28.40	27.71
6	Asnien, Harry	13	WS	29.27	28.82
7	Welton, Erick	14	MI	28.87	29.64
8	Richters, Grant	13	RW	29.83	30.43
B - Final					
9	Adsit, Paul	14	PC	30.22	29.89
10	Bauch, Patrick	14	SW	30.24	30.25
11	Lenock, John	13	HF	31.33	32.08
12	Tauber, Jake	14	CK	32.53	32.82
13	Kamnetz, Aaron	13	MO	33.73	33.95
14	Evans, William	14	PC	37.02	37.35
15	Thompson, Alan	14	RW	43.86	42.68

Event 68 Boys 13-14 200 Yard Freestyle Relay

=====					
All City-Y: *	1:38.09	1996	Middleton		
			D. Mazur, N. Richgels, C. Richard, G. Gazvoda		
All City-M: !	1:49.02	1993	Parkcrest		
			J. Levin, C. Donnelly, T. Shiao, C. Wood		
SW Pool-Y: #	1:38.50	1991	Ridgewood		
Team					Finals
=====					
1	Ridgewood	'A'			1:39.48
2	Middleton	'A'			1:41.56
3	Seminole Swim Team	'A'			1:44.07
4	Parkcrest	'A'			1:47.98
5	Cherokee Swim Team	'A'			1:55.31
6	West Side Swim Club	'A'			1:55.50
7	Shorewood	'A'			1:55.85
8	Parkcrest	'B'			x1:56.96
9	Hill Farm Swim Club	'A'			1:56.99
10	Hill Farm Swim Club	'B'			x2:02.71
11	Cherokee Swim Team	'B'			x2:06.89
12	Monona Swim/Dive Club	'A'			2:07.01
13	Maple Bluff Swim Team	'A'			2:10.69
14	High Point	'A'			2:11.35

All City League Championship
 2000 Madison All City Swim Meet - 7/27/2000 to 7/29/2000
 Results

Event 9 Women 15-18 200 Yard Medley Relay

```

=====
All City-Y: * 1:52.64 1996 Shorewood
                B. Uphoff, R. Sattler, K. Linstroth, N. Washburn
All City-M: ! 2:04.81 1999 Parkcrest
                S. Miedaner, J. Evans, J. Flint, B. Briest
SW Pool-Y: # 1:53.40 7/29/2000 Parkcrest
                K Sibley, J Evans, J Flint, S Brown

Team                                                    Finals
=====
1 Parkcrest 'A'                                         1:53.40#
2 Ridgewood 'A'                                         1:53.46
3 Shorewood 'A'                                         1:54.25
4 Seminole Swim Team 'A'                               1:54.95
5 Ridgewood 'B'                                         x1:59.15
6 Cherokee Swim Team 'A'                               2:00.20
7 Seminole Swim Team 'B'                               x2:00.70
7 Monona Swim/Dive Club 'A'                            2:00.70
9 Middleton 'A'                                         2:03.18
10 Hill Farm Swim Club 'A'                             2:03.60
11 Ridgewood 'C'                                        x2:03.76
12 Shorewood 'B'                                        x2:05.09
13 Middleton 'B'                                        x2:05.50
14 West Side Swim Club 'A'                             2:07.79
15 Middleton 'C'                                        x2:10.80
16 Parkcrest 'B'                                        x2:12.12
17 Cherokee Swim Team 'B'                              x2:12.91
18 Ridgewood 'D'                                        x2:17.72
19 Seminole Swim Team 'C'                              x2:23.22
20 Middleton 'D'                                        x2:28.38
21 Monona Swim/Dive Club 'B'                           x2:30.06
22 Nakoma 'A'                                          2:36.49
    
```

Event 19 Women 15-18 100 Yard Freestyle

```

=====
All City-Y: * 53.61 7/29/2000 Lizzy DeWitt
All City-M: ! 58.53 1993 Susie Topp - Middleton
SW Pool-Y: # 53.61 7/29/2000 Lizzy DeWitt

Name                Age Team                Prelims    Finals
=====
A - Final
1 DeWitt, Lizzy      17 SW                53.81      53.61*
2 Flint, Jackie      17 PC                54.82      54.26
3 Frye, Katy         17 RW                56.43      55.52
4 Barbera, Andrea    17 HP                56.21      56.18
5 Schmelzer, Bridget 17 WS                57.04      56.52
6 Scholin, Jess      17 SE                57.34      57.22
7 Marshall, Katherine 15 RW                57.07      57.30
8 Falk, Kris         16 CK                57.07      57.44
B - Final
9 Brown, Sara        15 PC                57.52      57.09
10 Knoche, Elise     16 HF                58.16      57.34
11 Stirn, Lindley    16 RW                58.31      58.16
12 Gerlach, Katherine 17 PC                58.15      58.19
13 Pofahl, Katie     16 MI                58.26      58.46
14 Martin, Kari      15 RW                59.13      58.86
15 Smith, Kelly      17 RW                58.26      58.90
16 Norsetter, Julia  15 SW                59.53      59.69
Preliminaries
    
```

17	Fletcher, Allison	18	SE	59.56
18	Goodman, Julia	17	SW	1:00.09
19	Shea, Kelly	15	NK	1:00.16
20	Dill, Jeni	15	SE	1:00.20
21	Pedersen, Laura	18	SE	1:00.22
22	Fargen, Bridget	15	MO	1:00.27
23	McCormick, Malika	17	CK	1:00.32
24	Scholin, Sarah	16	SE	1:00.43
25	Vandell, Ashley	15	SW	1:00.80
26	Rasmussen, Lauren	16	HF	1:01.03
27	Swandby, Maria	16	WS	1:01.40
28	Tuffree, Jenny	17	MI	1:01.69
29	Curran, Kate	16	WS	1:02.08
30	Lewandowski, Emily	15	HF	1:02.16
31	Meister, Christine	17	HP	1:02.24
32	Kyllo, Kathleen	15	MO	1:02.41
33	Schwager, Whitney	16	MI	1:03.05
34	Martin, Lina	17	HF	1:03.18
35	Hellenbrand, Leah	17	MI	1:03.42
36	Kelly, Katherine	15	SW	1:03.61
37	Smestad, Michelle	17	MI	1:03.65
38	Wildrick, Anna	15	MO	1:04.29
39	Krahn, Ellen	16	MI	1:04.48
40	Drew, Erin	18	CK	1:04.92
41	Severa, Megan	18	CK	1:04.98
42	Muldowney, Bridget	17	NK	1:05.61
43	Plummer, Marcie	18	MO	1:05.67
44	Thompson, Christine	17	RW	1:05.88
45	Cavill, Heidi	15	SE	1:06.60
46	Zimmerman, Kori	15	MI	1:06.70
47	Norcross, Katie	16	PC	1:06.89
48	Swain, Kari	16	MI	1:07.04
49	Verstegen, Kaitlyn	15	MI	1:07.47
50	McGraw, Lauren	15	MI	1:08.14
51	Olson, Lisa	17	CK	1:08.30
52	Prange, Susan	18	PC	1:09.26
53	Chesnik, Kelly	15	WS	1:09.41
54	Calderon, Angelina	18	CK	1:09.79
55	Taylor, Fiona	15	SE	1:11.20
56	Lorentzen, Rebecca	15	MI	1:11.32
57	Marti, Amber	15	RW	1:11.73
58	Gallagher, Kristin	15	RW	1:14.06
59	Helstad, Taylor	15	SE	1:15.79
60	Pfender, Becca	18	CK	1:19.02
61	Williams, Stephenie	15	SW	1:19.06
62	Locken, Abby	15	MI	1:19.36
63	Iverson, Kari	16	CK	1:20.37
64	Amsdell, Sarah	15	MI	1:28.14

Event 29 Women 15-18 100 Yard Backstroke

=====						
All City-Y:	*	59.41	7/29/2000	Lizzy DeWitt		
All City-M:	!	1:06.11	1994	Libby Haagenonson - Hill Farm		
SW Pool-Y:	#	59.41	7/29/2000	Lizzy DeWitt		
Name		Age	Team		Prelims	Finals Points
=====						
A - Final						
1	DeWitt, Lizzy	17	SW		1:00.42	59.41*
2	Schmelzer, Bridget	17	WS		1:03.37	1:02.73
3	Mowbray, Claire	16	RW		1:06.72	1:04.09
4	Koenig, Lisa	17	SE		1:03.54	1:04.42
5	Sibley, Kristin	17	PC		1:05.16	1:05.19
6	Hill, Jenny	18	SE		1:03.92	1:05.46
7	Norsetter, Julia	15	SW		1:06.16	1:05.68

8	Fletcher, Allison	18	SE	1:06.37	1:06.86
B - Final					
9	Retelle, Mandi	16	RW	1:06.77	1:06.94
10	Brown, Sara	15	PC	1:09.49	1:07.33
11	Slota, Katie	17	MI	1:07.56	1:08.56
12	Linzell, Sheri	15	MI	1:08.77	1:10.01
13	Barbera, Andrea	17	HP	1:10.24	1:10.29
14	Woods, Lindsay	18	WS	1:11.44	1:10.37
15	Julka, Katie	16	HF	1:10.73	1:10.98
16	Vandell, Ashley	15	SW	1:11.61	1:12.92
Preliminaries					
17	Birk, Jaclyn	18	RW	1:12.05	
18	Schwager, Whitney	16	MI	1:12.38	
19	Swandby, Maria	16	WS	1:13.17	
20	Krahn, Ellen	16	MI	1:13.22	
21	Calderon, Alejandra	15	CK	1:13.25	
22	Miner, Kari	15	CK	1:14.12	
23	Fargen, Bridget	15	MO	1:14.90	
24	Fritz, Kirsten	15	RW	1:16.79	
25	Severa, Megan	18	CK	1:17.10	
26	Drew, Erin	18	CK	1:17.47	
27	Lorentzen, Rebecca	15	MI	1:17.50	
28	Norcross, Katie	16	PC	1:18.58	
29	Calderon, Angelina	18	CK	1:19.74	
30	Taylor, Fiona	15	SE	1:22.22	
31	Helstad, Taylor	15	SE	1:23.15	
32	Gallagher, Kristin	15	RW	1:23.35	
33	Chesnik, Kelly	15	WS	1:25.78	
34	Amsdell, Sarah	15	MI	1:45.84	
--	Iverson, Kari	16	CK		DQ

Event 39 Women 15-18 200 Yard IM

=====					
All City-Y:	*	2:06.34	7/27/2000	Jane Evans - Parkcrest	
All City-M:	!	2:18.79	1999	Jane Evans - Parkcrest	
SW Pool-Y:	#	2:06.34	7/27/2000	Jane Evans - Parkcrest	
Name		Age	Team	Prelims	Finals
=====					
A - Final					
1	Evans, Jane	16	PC	2:06.34*	2:06.56
2	Hodulik, Sarah	17	SW	2:15.55	2:13.21
3	Liebmann, Katie	17	MO	2:18.13	2:17.31
4	Weidemann, Anna	15	CK	2:19.82	2:17.75
5	Kinney, Kari	18	CK	2:19.84	2:19.37
6	Sibley, Kristin	17	PC	2:20.38	2:21.61
7	Primus, Jodie	17	MO	2:19.08	2:21.80
8	Glaze, Kate	16	RW	2:20.82	2:23.51
B - Final					
9	Mowbray, Claire	16	RW	2:24.97	2:20.30
10	Stirn, Lindley	16	RW	2:22.14	2:20.99
11	Starling, Ali	16	HF	2:21.74	2:21.05
12	Bonner, Stephanie	17	SE	2:20.87	2:23.64
13	Wencel, Lauren	17	MI	2:25.66	2:26.38
14	Sievers, Ginny	16	MI	2:25.76	2:26.59
15	Knoche, Elise	16	HF	2:25.47	2:27.03
16	Maassen, Megan	16	RW	2:26.08	2:27.84
Preliminaries					
17	Dumphy, Alli	15	SW	2:26.45	
18	Gage, Brie	16	RW	2:27.29	
19	Gerlach, Katherine	17	PC	2:29.15	
20	Linstroth, Kassie	17	SW	2:29.49	
21	Heinz, Patty	17	CK	2:31.07	
22	Slota, Katie	17	MI	2:31.42	
23	Geier, Cori	15	WS	2:33.41	

24 Hendrickson, Lindsey	18 MO	2:34.09
25 Lewandowski, Emily	15 HF	2:34.79
26 Burmmel, Michelle	15 MI	2:35.72
27 Evans, Anne	17 PC	2:43.76

Event 49 Women 15-18 100 Yard Breaststroke

=====				
All City-Y: *	1:05.85	7/29/2000	Jane Evans	
All City-M: !	1:12.89	1999	Jane Evans - Parkcrest	
SW Pool-Y: #	1:05.85	7/29/2000	Jane Evans	
Name	Age	Team	Prelims	Finals
=====				
A - Final				
1 Evans, Jane	16	PC	1:06.20	1:05.85*
2 Goodman, Julia	17	SW	1:11.09	1:10.02
3 Marshall, Katherine	15	RW	1:09.05	1:10.08
4 Glaze, Kate	16	RW	1:11.71	1:11.71
5 Starling, Ali	16	HF	1:12.09	1:12.23
6 Dill, Jeni	15	SE	1:12.08	1:12.42
7 Weidemann, Anna	15	CK	1:11.69	1:12.45
8 Smith, Kelly	17	RW	1:13.76	1:13.03
B - Final				
9 Dumphy, Alli	15	SW	1:14.72	1:13.32
10 Primus, Jodie	17	MO	1:14.56	1:14.03
11 Hanson, Emily	18	RW	1:15.62	1:14.67
12 Meloy, Maggie	15	PC	1:14.30	1:14.78
13 Pedersen, Laura	18	SE	1:15.94	1:14.89
14 Falk, Kris	16	CK	1:15.82	1:15.05
15 Hill, Jenny	18	SE	1:15.46	1:16.24
16 Zimmerman, Kori	15	MI	1:15.95	1:17.44
Preliminaries				
17 Wildrick, Anna	15	MO	1:16.74	
18 Shea, Kelly	15	NK	1:17.16	
19 Hellenbrand, Leah	17	MI	1:17.32	
20 Burmmel, Michelle	15	MI	1:18.04	
21 Kelly, Katherine	15	SW	1:18.41	
22 Pofahl, Katie	16	MI	1:18.80	
23 Retelle, Mandi	16	RW	1:20.79	
24 Fritz, Kirsten	15	RW	1:23.78	
25 Smestad, Michelle	17	MI	1:26.39	
26 Woods, Lindsay	18	WS	1:26.72	
27 Prange, Susan	18	PC	1:28.84	
28 Verstegen, Kaitlyn	15	MI	1:29.59	
29 Williams, Stephenie	15	SW	1:30.16	
30 McGraw, Lauren	15	MI	1:31.16	
31 Olson, Lisa	17	CK	1:37.09	
32 Pfender, Becca	18	CK	1:40.70	
-- Locken, Abby	15	MI	DQ	

Event 59 Women 15-18 100 Yard Butterfly

=====				
All City-Y: *	59.00	7/29/2000	Sarah Hodulik	
All City-M: !	1:05.84	1999	Jackie Flint - Parkcrest	
SW Pool-Y: #	59.00	7/29/2000	Sarah Hodulik	
Name	Age	Team	Prelims	Finals
=====				
A - Final				
1 Hodulik, Sarah	17	SW	1:00.58	59.00*
2 Frye, Katy	17	RW	1:02.18	1:01.34
3 Flint, Jackie	17	PC	1:02.38	1:01.82
4 Liebmann, Katie	17	MO	1:03.03	1:03.49
5 Bonner, Stephanie	17	SE	1:03.53	1:04.16
6 Kinney, Kari	18	CK	1:04.74	1:04.28

7	Gage, Brie	16	RW	1:04.16	1:04.54
8	Wencel, Lauren	17	MI	1:05.59	1:06.98
B - Final					
9	Koenig, Lisa	17	SE	1:06.29	1:05.00
10	Scholin, Sarah	16	SE	1:05.82	1:05.77
11	Hendrickson, Lindsey	18	MO	1:08.41	1:07.00
12	Birk, Jaclyn	18	RW	1:08.41	1:07.41
13	Geier, Cori	15	WS	1:06.18	1:07.48
14	Scholin, Jess	17	SE	1:07.37	1:08.05
15	Hanson, Emily	18	RW	1:08.18	1:08.07
16	Maassen, Megan	16	RW	1:06.50	1:08.30
Preliminaries					
17	Martin, Kari	15	RW	1:08.43	
18	Linzell, Sheri	15	MI	1:09.44	
19	Linstroth, Kassie	17	SW	1:09.97	
20	McCormick, Malika	17	CK	1:10.01	
21	Heinz, Patty	17	CK	1:10.33	
22	Tuffree, Jenny	17	MI	1:10.68	
23	Meloy, Maggie	15	PC	1:10.90	
24	Sievers, Ginny	16	MI	1:11.27	
25	Cavill, Heidi	15	SE	1:13.07	
26	Plummer, Marcie	18	MO	1:13.43	
27	Calderon, Alejandra	15	CK	1:13.70	
28	Kyllo, Kathleen	15	MO	1:13.93	
29	Curran, Kate	16	WS	1:14.25	
30	Miner, Kari	15	CK	1:14.42	
31	Evans, Anne	17	PC	1:16.77	
32	Swain, Kari	16	MI	1:18.37	
33	Thompson, Christine	17	RW	1:21.31	
34	Marti, Amber	15	RW	1:26.64	

Event 69 Women 15-18 200 Yard Freestyle Relay

```

=====
All City-Y: * 1:41.44 1996 Shorewood
                M. DeWinkel, K. Linstroth, B. Uphoff, N. Washburn
All City-M: ! 1:52.39 1999 Parkcrest
                J. Evans, B. Priest, K. Sibley, J. Flint
SW Pool-Y: # 1:41.70 7/29/2000 Shorewood
                L DeWitt, A Dumphy, J Goodman, S Hodulik
    
```

Team	Finals
1 Shorewood 'A'	1:41.70#
2 Ridgewood 'A'	1:41.88
3 Parkcrest 'A'	1:42.42
4 Seminole Swim Team 'A'	1:43.88
5 Seminole Swim Team 'B'	x1:47.65
6 Cherokee Swim Team 'A'	1:47.79
7 Middleton 'A'	1:48.01
8 Monona Swim/Dive Club 'A'	1:48.31
9 Ridgewood 'B'	x1:48.45
10 West Side Swim Club 'A'	1:48.74
11 Hill Farm Swim Club 'A'	1:49.25
12 Ridgewood 'C'	x1:53.38
13 Middleton 'B'	x1:53.60
14 Parkcrest 'B'	x1:54.71
15 Shorewood 'B'	x1:57.55
16 Cherokee Swim Team 'B'	x1:57.71
17 Middleton 'C'	x1:58.03
18 Ridgewood 'D'	x2:03.87
19 Nakoma 'A'	2:08.21
20 Seminole Swim Team 'C'	x2:08.24
21 Monona Swim/Dive Club 'B'	x2:14.40
22 Middleton 'D'	x2:16.32

All City League Championship

2000 Madison All City Swim Meet - 7/27/2000 to 7/29/2000
Results

Event 10 Men 15-18 200 Yard Medley Relay

Team	Time	Date	Location	Finals
All City-Y: *	1:42.32	7/29/2000	Middleton	
			N WELTON, M NEISH, D MAZUR, N RICHGELS	
All City-M: !	1:54.67	1998	Middleton	
			C. Richard, M. Devitt, D. Mazur, G. Gazvoda	
SW Pool-Y: #	1:42.32	7/29/2000	Middleton	
			N WELTON, M NEISH, D MAZUR, N RICHGELS	
Team	Time	Date	Location	Finals
1 Middleton 'A'	1:42.32*			
2 Seminole Swim Team 'A'	1:42.44			
3 Ridgewood 'A'	1:42.56			
4 Shorewood 'A'	1:46.44			
5 Parkcrest 'A'	1:47.63			
6 West Side Swim Club 'A'	1:47.98			
7 Middleton 'B'	x1:48.28			
8 Parkcrest 'B'	x1:48.93			
9 Monona Swim/Dive Club 'A'	1:49.72			
10 Middleton 'C'	x1:51.80			
11 Parkcrest 'C'	x1:55.04			
12 Shorewood 'B'	x1:55.17			
13 Cherokee Swim Team 'A'	1:55.47			
14 Monona Swim/Dive Club 'B'	x1:56.13			
15 Monona Swim/Dive Club 'C'	x2:02.80			
16 Ridgewood 'B'	x2:04.73			
17 Nakoma 'A'	2:12.17			
18 High Point 'A'	2:17.24			
19 Monona Swim/Dive Club 'D'	x2:32.04			
-- West Side Swim Club 'B'	DQ			

Event 20 Men 15-18 100 Yard Freestyle

Name	Age	Team	Prelims	Finals
All City-Y: *	47.48	1984	Jay Mortenson - Maple Bluff	
All City-M: !	53.40	1993	Jason Verhelst - Ridgewood	
SW Pool-Y: #	47.48	1984	Jay Mortenson - Maple Bluff	
Name	Age	Team	Prelims	Finals
A - Final				
1 Mazur, David	18	MI	49.70	49.33
2 Toutant, Jay	18	SW	51.35	49.79
3 Creydt, Ben	18	SE	51.00	49.84
4 Batty, John	17	SE	50.56	49.86
5 Richgels, Nate	17	MI	50.78	50.54
6 Welton, Nick	16	MI	51.33	51.13
7 Davis, Tom	17	CK	51.80	51.65
8 Steffes, Adam	17	MO	51.67	52.36
B - Final				
9 Chavez-Rios, Rafael	18	SW	52.35	51.93
10 Hudson, Nick	16	WS	52.29	52.20
11 Brown, Peter	16	PC	52.64	52.43
12 Gausewitz, Jonny	17	MO	52.44	52.70
13 Welnick, Brad	17	PC	52.86	53.48
14 Albert, Logan	16	PC	53.43	53.53
15 Bessey, Tom	18	PC	53.45	53.60
16 Johannsen, Tom	15	PC	53.45	54.36
Preliminaries				
17 Dykstra, Timothy	15	PC	53.78	
18 Peterson, Erik	17	PC	53.85	
19 Masterson, Chris	17	CK	53.97	

20	Berndt, Than	18	WS	54.06
21	Keleny, Phil	16	RW	54.10
22	Short, Robert	15	RW	54.19
23	Toutant, Peter	16	SW	54.30
24	Bidlingmaier, Ross	17	HF	54.40
25	Ewalt, Brian	16	SE	55.04
26	Madsen, Justin	15	PC	55.15
27	Devitt, Shawn	17	MI	55.31
28	Acker, Ben	16	MO	55.56
29	Johannsen, Will	17	PC	55.63
30	Keleny, Ben	18	RW	56.05
31	Wencel, Bennet	15	MI	56.32
32	Richter, Cole	15	NK	56.90
33	Hanson, Dan	17	MO	57.14
34	Patterson, Kevin	16	MI	57.63
35	Ewanowski, Michael	15	HF	57.68
36	Swanson, Michael	18	MO	57.74
37	Hoff, Casey	17	MI	57.91
38	O'Connor, Kevin	15	MO	57.95
39	Hallen, Jamie	17	MI	58.32
40	Austin, Sam	16	SW	59.13
41	Zebell, Ryan	15	MO	59.19
42	Mingione, Louie	17	MO	59.44
43	McDonald, Nicholas	16	MO	59.47
44	Asnien, Eli	16	WS	59.51
45	Mack, Chris	15	PC	59.52
46	Kokott, Jeff	15	MI	59.58
47	Peterson, Scott	15	PC	1:00.23
48	Johnson, Erik	16	SW	1:00.32
49	Westmont, Gabe	17	MB	1:00.70
50	Blankenhagen, Dan	17	CK	1:00.99
51	Lapotka, Joe	15	MO	1:03.28
52	Brachman, R.J.	15	HP	1:03.41
53	Chou, Harry	15	HP	1:04.48
54	Hellenbrand, Jeff	16	MO	1:06.56
55	Zupan, Alex	15	MO	1:08.18
56	Bidinger, Kevin	15	MO	1:13.80
57	Lowndes, Dan	16	MO	1:17.11

Event 30 Men 15-18 100 Yard Backstroke

=====				
All City-Y: *	53.41	1992	Ryan Norton - Parkcrest	
All City-M: !	1:00.38	1993	Jason Verhelst - Ridgewood	
SW Pool-Y: #	55.85	7/29/2000	Jeremy Weed	
Name		Age Team	Prelims	Finals
=====				

A - Final

1	Weed, Jeremy	18	SE	58.74	55.85#
2	Toutant, Jay	18	SW	58.29	56.17
3	Welton, Nick	16	MI	58.13	56.42
4	Otis, Charlie	17	PC	58.88	56.91
5	Keleny, Ben	18	RW	58.65	57.01
6	Batty, John	17	SE	59.59	59.28
7	Dykstra, Timothy	15	PC	59.11	59.47
8	Richgels, Nate	17	MI	1:00.36	1:01.63

B - Final

9	Hudson, Nick	16	WS	1:01.09	59.91
10	Sievert, Mark	17	SW	1:02.38	1:01.00
11	Keleny, Phil	16	RW	1:01.23	1:01.35
12	Anderson, Joe	15	HF	1:01.94	1:01.74
13	Patterson, Kevin	16	MI	1:02.28	1:01.81
14	Allord, Matt	18	WS	1:02.55	1:03.67
15	Kelley, Fran	15	MO	1:03.48	1:05.03
16	Richter, Cole	15	NK	1:05.21	1:05.27

Preliminaries

17	Welnick, Brad	17	PC	1:06.08
18	Ewanowski, Michael	15	HF	1:06.13
19	Perry, John	17	PC	1:06.14
20	Peterson, Russell	15	PC	1:07.10
21	Swanson, Michael	18	MO	1:08.03
22	Madsen, Justin	15	PC	1:08.10
23	Brown, Peter	16	PC	1:10.73
24	O'Connor, Kevin	15	MO	1:11.50
25	Lapotka, Joe	15	MO	1:11.87
26	Blankenhagen, Dan	17	CK	1:12.48
27	Shaw, Joe	15	SE	1:12.81
28	Mingione, Louie	17	MO	1:12.91
29	Austin, Sam	16	SW	1:13.06
30	Peterson, Scott	15	PC	1:14.80
31	Asnien, Eli	16	WS	1:15.30

Event 40 Men 15-18 200 Yard IM

=====
 All City-Y: * 1:59.10 1992 Ryan Scheuerman - Monona
 All City-M: ! 2:14.80 1989 Chris Dold - Hill Farm
 SW Pool-Y: # 2:01.39 7/29/2000 Carey Kammel

Name	Age	Team	Prelims	Finals
=====				
A - Final				
1	Kammel, Carey	17 RW	2:03.05	2:01.39#
2	Neish, Marcus	16 MI	2:05.23	2:07.02
3	Grunwald, Matt	16 RW	2:07.84	2:09.34
4	Abbs, William	15 PC	2:11.69	2:10.37
5	Hoff, Colin	15 MI	2:11.41	2:11.48
6	Coyne, Joel	15 MO	2:13.06	2:14.17
7	Dickey, Max	16 SW	2:13.35	2:16.09
8	Mazur, Danny	16 MI	2:13.68	2:19.10
B - Final				
9	Anderson, Joe	15 HF	2:15.43	2:13.45
10	Hellenbrand, Zeke	16 MI	2:14.85	2:13.99
11	Olson, Andrew	16 WS	2:15.38	2:14.88
12	Albert, Logan	16 PC	2:14.19	2:15.30
13	Bridwell, Jeff	15 WS	2:15.08	2:15.51
14	Kelley, Fran	15 MO	2:17.38	2:20.40
15	Boyle, Kevin	15 MI	2:20.27	2:22.78
16	Davis, Tom	17 CK	2:18.31	2:23.64
Preliminaries				
17	Perry, John	17 PC	2:20.76	
18	Fritz, Erik	17 RW	2:21.56	
19	White, Nick	17 CK	2:22.58	
20	Harriman, Josh	15 SE	2:29.91	

Event 50 Men 15-18 100 Yard Breaststroke

=====
 All City-Y: * 1:01.30 1996 Ben Jones - Hill Farms
 All City-M: ! 1:08.34 1987 Bill Ragatz - Shorewood
 SW Pool-Y: # 1:02.36 1997 Elliott Gansner - Shorewood

Name	Age	Team	Prelims	Finals
=====				
1	Kammel, Carey	17 RW	1:04.21	1:03.49
2	Neish, Marcus	16 MI	1:03.68	1:03.61
3	Mazur, Danny	16 MI	1:04.15	1:04.33
4	Hellenbrand, Zeke	16 MI	1:04.45	1:05.07
5	Creydt, Ben	18 SE	1:07.89	1:06.40
6	Chavez-Rios, Rafael	18 SW	1:07.48	1:07.08
7	Gausewitz, Jonny	17 MO	1:05.33	1:07.80
8	McCanna, Chuck	16 SW	1:08.31	1:08.93
B - Final				
9	Hoff, Casey	17 MI	1:08.61	1:07.68

10	Ewalt, Brian	16	SE	1:10.86	1:09.20
11	Allord, Matt	18	WS	1:08.76	1:09.47
12	Berndt, Than	18	WS	1:10.38	1:09.73
13	Toutant, Peter	16	SW	1:10.08	1:10.68
14	Kokott, Jeff	15	MI	1:11.17	1:11.37
15	Johannsen, Tom	15	PC	1:10.34	1:12.24
16	White, Nick	17	CK	1:11.69	1:12.75

Preliminaries

17	Wencel, Bennet	15	MI	1:12.17	
18	Johannsen, Will	17	PC	1:12.21	
19	Harriman, Josh	15	SE	1:13.49	
20	Fritz, Erik	17	RW	1:14.78	
21	Mack, Chris	15	PC	1:15.29	
22	Hanson, Dan	17	MO	1:16.51	
23	Chou, Harry	15	HP	1:16.60	
24	Shaw, Joe	15	SE	1:16.76	
25	McDonald, Nicholas	16	MO	1:17.76	
26	Brachman, R.J.	15	HP	1:20.40	
27	Westmont, Gabe	17	MB	1:24.49	
28	Bidinger, Kevin	15	MO	1:31.24	
29	Lowndes, Dan	16	MO	1:44.51	
--	Johnson, Erik	16	SW	DQ	
--	Zupan, Alex	15	MO	DQ	

Event 60 Men 15-18 100 Yard Butterfly

=====					
All City-Y:	*	51.20	1984	Jay Mortenson - Maple Bluff	
All City-M:	!	59.52	1982	Toby Harshaw - Maple Bluff	
SW Pool-Y:	#	51.20	1984	Jay Mortenson - Maple Bluff	
Name		Age	Team	Prelims	Finals
=====					

A - Final

1	Weed, Jeremy	18	SE	56.39	53.59
2	Mazur, David	18	MI	54.58	54.74
3	Grunwald, Matt	16	RW	55.88	55.64
4	Otis, Charlie	17	PC	59.12	57.89
5	Olson, Andrew	16	WS	58.13	58.04
6	Hoff, Colin	15	MI	58.48	58.32
7	Abbs, William	15	PC	59.81	1:00.12
8	Coyne, Joel	15	MO	1:00.50	1:00.94

B - Final

9	Short, Robert	15	RW	1:01.99	1:00.45
10	Sievert, Mark	17	SW	1:02.26	1:01.23
11	Peterson, Erik	17	PC	1:02.19	1:02.05
12	Bessey, Tom	18	PC	1:02.17	1:02.41
13	Devitt, Shawn	17	MI	1:01.89	1:02.82
14	Dickey, Max	16	SW	1:00.96	1:02.91
15	Masterson, Chris	17	CK	1:02.42	1:03.43
16	Boyle, Kevin	15	MI	1:02.61	1:05.50

Preliminaries

17	Bridwell, Jeff	15	WS	1:03.51	
18	Steffes, Adam	17	MO	1:03.53	
19	Acker, Ben	16	MO	1:03.57	
20	McCanna, Chuck	16	SW	1:05.59	
21	Hallen, Jamie	17	MI	1:05.73	
22	Peterson, Russell	15	PC	1:06.92	
23	Zebell, Ryan	15	MO	1:07.73	
24	Hellenbrand, Jeff	16	MO	1:17.91	

Event 70 Men 15-18 200 Yard Freestyle Relay

=====					
All City-Y:	*	1:30.25	1985	Shorewood	
				B. Ragatz, J. Casey, R. Yatvin, P. Eckerle	
All City-M:	!	1:40.53	1994	Parkcrest	

J. Levin, E. Salinger, J. Thom, R. Beuthling
SW Pool-Y: # 1:30.63 7/29/2000 Middleton
D MAZUR, M NEISH, N WELTON, N RICHGELS

Team	Finals
1 Middleton 'A'	1:30.63#
2 Seminole Swim Team 'A'	1:30.98
3 Ridgewood 'A'	1:33.02
4 Shorewood 'A'	1:33.59
5 Monona Swim/Dive Club 'A'	1:34.65
6 Parkcrest 'A'	1:34.66
7 West Side Swim Club 'A'	1:36.24
8 Parkcrest 'B'	x1:37.03
9 Middleton 'B'	x1:37.10
10 Cherokee Swim Team 'A'	1:41.00
11 Parkcrest 'C'	x1:41.08
12 Monona Swim/Dive Club 'B'	x1:41.99
13 Middleton 'C'	x1:43.80
14 Shorewood 'B'	x1:44.67
15 Monona Swim/Dive Club 'C'	x1:46.68
16 West Side Swim Club 'B'	x1:48.94
17 Ridgewood 'B'	x1:49.67
18 Nakoma 'A'	1:55.66
19 Monona Swim/Dive Club 'D'	x2:05.85









5	8	3	189
6	7	3	30
7	6	3	56
8	7	3	283







CH

MICHAEL BEST
& FRIEDRICH

Madison Gas and Electric Co.
Welcome

TIME

2 3	2958
2 6	3117
3 4	329
4 7	3331



18 DAYS
STROKER
NAKOMA

ALL CITY
NAKOMA

KEEP ON RIDGE

8



































14
23
35
46

KDI PARAGON

COLORADO









GATORS

KNIGHTS



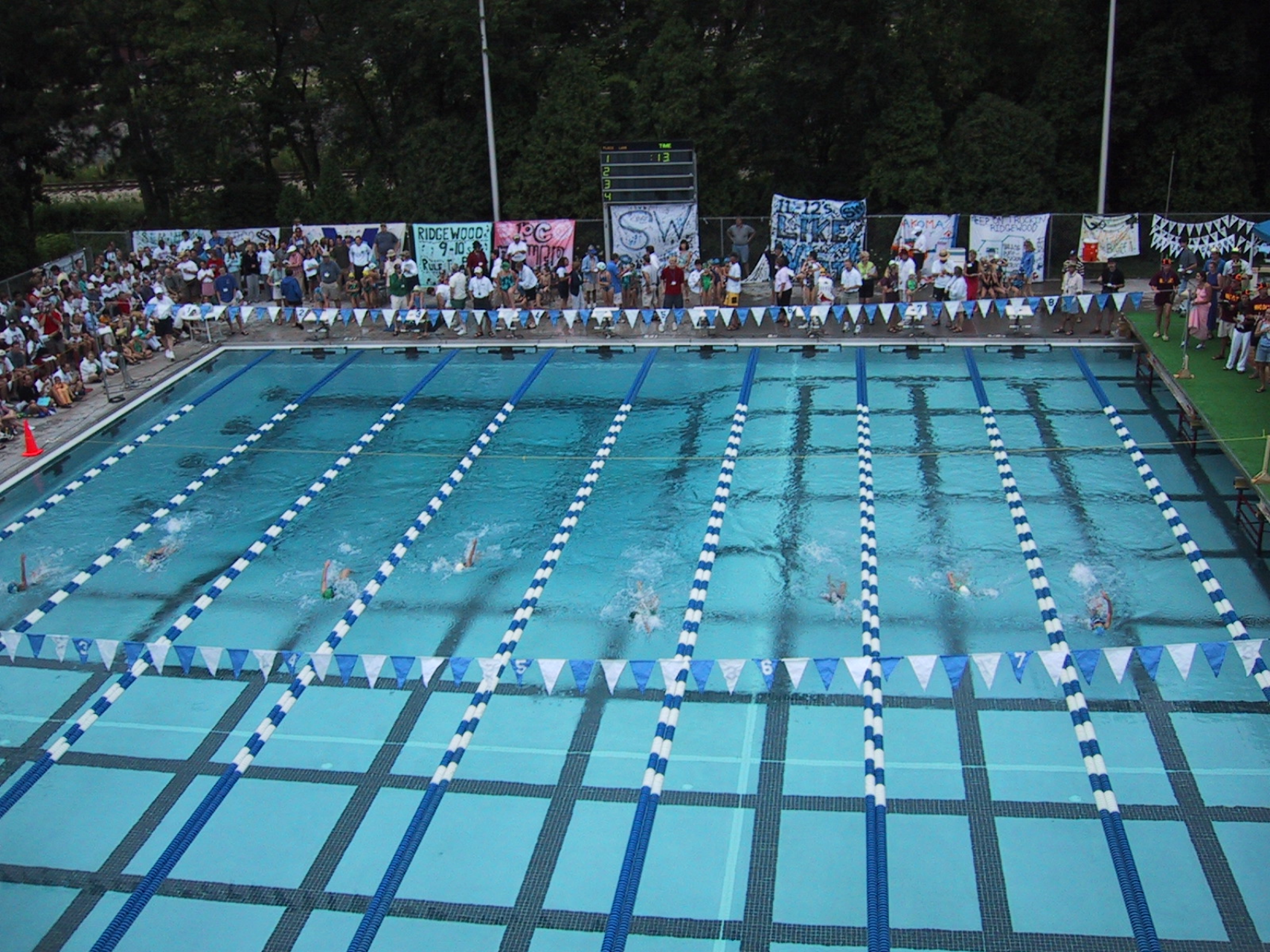






EVENT AT BOOBS
REGISTRATION
2

COACHES ONLY



LANE	TIME
1	:13
2	
3	
4	

RIDGEWOOD
9-10
RUFF

PC
MIA

S
V

LINK


KOMA

RIDGEWOOD


...

...

Rank	Time
1 4	:4387
2 5	:4469
3 7	:4524
4 8	:4745













































CH

Synth

Machinist Club and Bakery, Co.
Welcome

8

8

7

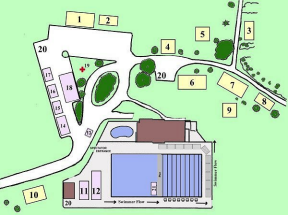
C





www.merlin-net.com

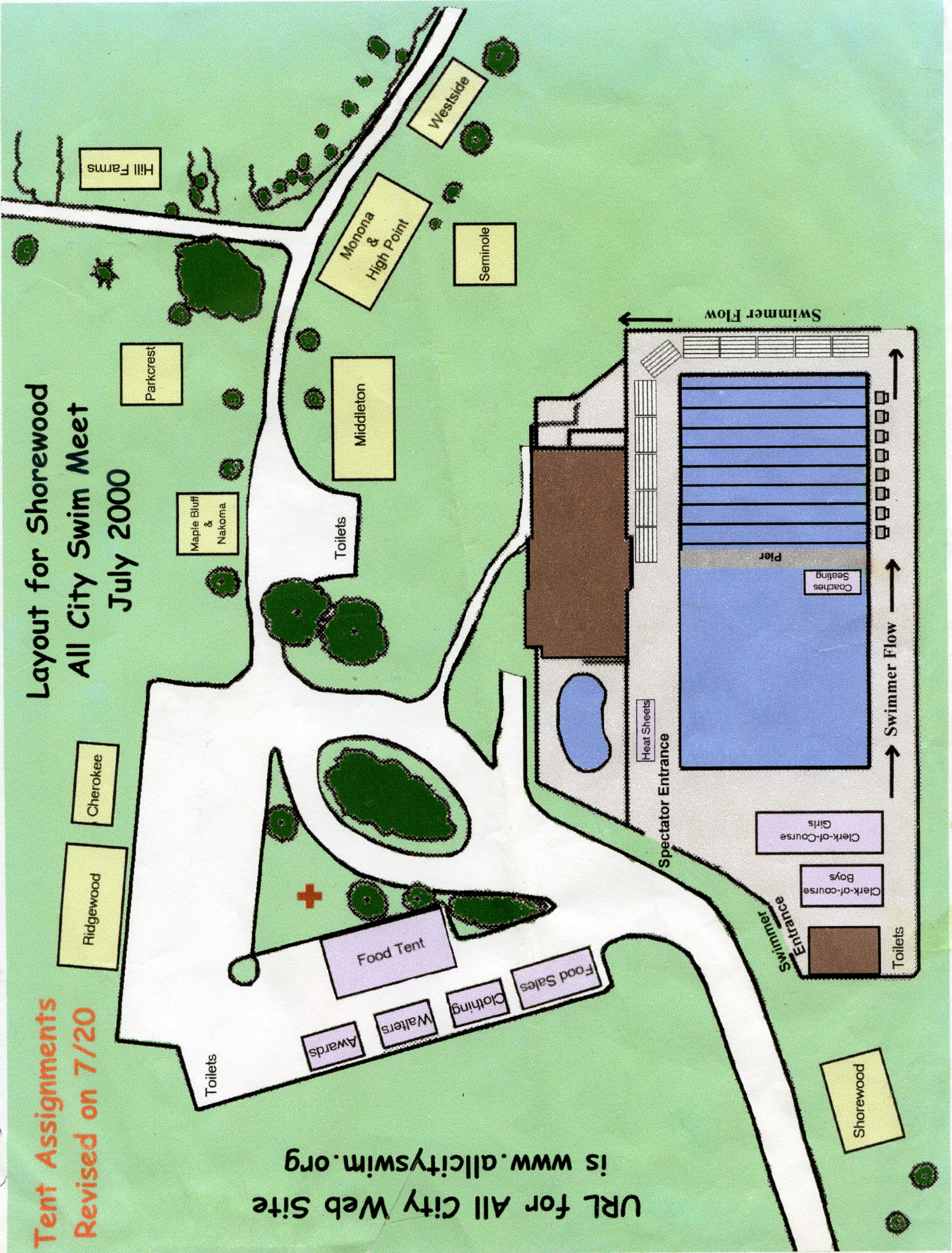




URL for All City Web Site is www.allcityswim.org

Tent Assignments Revised on 7/20

Layout for Shorewood All City Swim Meet July 2000



MS

Chairperson	Martha Vukelich-Austin	233-6398	vukausti@execpc.com
Announcer	Andy Moore	245-1686	moore@wpt.org
Awards	Ann Kelley	233-4822	aekelley@macc.wisc.edu
Clerk of Course	Nancy Wrenn Bauch	233-4463	bauch@chorus.net
	Mary K. McCanna	233-6068	pjmccanna@aol.com
	Leslie Taylor	236-4565	taylorlesliev@ssmhc.com
Clothing	Jane Bernstein	280-9696	smnadler@facstaff.wisc.edu
Computers & Web Site	David DeWitt	238-5936	dewitt@cs.wisc.edu
Concessions	John Taylor	236-4565	lvtaylor@facstaff.wisc.edu
First Aid	Gary Johnson	233-7822	
Facilities	Jon Miskowski	238-1244	miskowski@wpt.org
	Jeff Femrite	835-6883	jeffemrite@marcuscorp.com
	Chris Carbon	233-5125	cpcarbon@students.wisc.edu
Food Drive	Lynn Johnson	233-7822	
Heat Sheet Sales	Sue Denholm	233-6567	
Heat Sheet Production	Ann Kincade	233-5209	akinkade@bus.wisc.edu
	Deb Moritz	231-9951	deborah.moritz@courts.state.wi.us
Hospitality	Libby Bradley	238-0480	bradley5@chorus.net
	Dawn Hastings	233-6419	
Lost & Found	Roxie Vandermause	236-9036	
Parking	Carl Gulbrandsen	233-6784	cegulbra@facstaff.wisc.edu
Runners	Jim Stangel	238-5348	jstangel@meriter.com
Scoring	Chris Berry	238-3510	cberry@foleylaw.com
	Pat Brady	238-7198	
Senior Recognition	Kathy Acher	231-2434	kathyacher@msn.com
Sponsors	Nina Toutant	231-2162	stoutant@facstaff.wisc.edu
	Jane and Tod Linstroth	233-5888	
Timers	Bill Foust	258-1501	bfoust@chorus.net
Treasurer	Elizabeth Kelly	238-4987	eskelly@facstaff.wisc.edu
Volunteer Coordinator	Cokie Albrecht	231-1663	

Platinum Sponsors



Gold Sponsors

















CLERK OF
COURSE

ITALIA

MINOR'S SWIM MEET









MONONA SWIM & DIVE CLUB

Welcome You!

WELCOME TO MONONA
SWIMMING

MONONA







EQUIPMENT SYSTEM 5









CH

Madison Park and Events Co

Madison Park and Events Co
Welcome

8